## Features

- Economical
- High performance Ribbon Window/Curtain Wall system
- Narrow 2-1/4" sightline
- 4-1/2", 6" and 7-1/2" system depths for 1" infill
- 5-1/4" and 6-3/4 system depths for 1/4" infill
- Inside glazed
- Incidental water management capability
- Integral perimeter caulk leg
- Thermally improved
- Snap-on covers
- Two color option
- Permanodic® anodized finishes option
- Painted finishes in standard and custom choices
- Type “A” fabrication: Screw Splice or Shear Block
- Type “B” fabrication: Punched openings
- SSG Option

## Optional Features

- Steel reinforcing available
- Rain screen and backpans
- Pressure plate option for outside glazing requirements
- Integrates with GLASSvent® windows for curtain wall
- Profit$Maker® Plus die sets available.

## Product Applications

- Ideal for low to high-rise applications

Laws and building and safety codes governing the design and use of Kawneer products, such as glazed entrance, window, and curtain wall products, vary widely. Kawneer does not control the selection of product configurations, operating hardware, or glazing materials, and assumes no responsibility therefor.

Kawneer reserves the right to change configuration without prior notice when deemed necessary for product improvement.

© 2013, Kawneer Company, Inc.

For specific product applications,
consult your Kawneer representative.

Laws and building and safety codes governing the design and use of Kawneer products, such as glazed entrance, window, and curtain wall products, vary widely. Kawneer does not control the selection of product configurations, operating hardware, or glazing materials, and assumes no responsibility therefor.

Kawneer reserves the right to change configuration without prior notice when deemed necessary for product improvement.

© 2013, Kawneer Company, Inc.

**Architects** – Most extrusion and window types illustrated in this catalog are standard products for Kawneer. These concepts have been expanded and modified to afford you design freedom. Some miscellaneous details are non-standard and are intended to demonstrate how the system can be modified to expand design flexibility. Please contact your Kawneer representative for further assistance.

Laws and building and safety codes governing the design and use of Kawneer products, such as glazed entrance, window, and curtain wall products, vary widely, Kawneer does not control the selection of product configurations, operating hardware, or glazing materials, and assumes no responsibility therefor.

PICTORIAL VIEW ..... 5-7
DETAILS - 1" INFILL ..... 8-10
ENTRANCE DETAILS - 1" INFILL ..... 11
CORNERS - 1" INFILL ..... 12
GLASSvent® WINDOWS FOR CURTAIN WALL - 1" INFILL ..... 13
MISCELLANEOUS DETAILS - 1" INFILL ..... 14
DETAILS - 1/4" INFILL ..... 15-17
ENTRANCE DETAILS - 1/4" INFILL ..... 18
CORNERS - 1/4" INFILL ..... 19
GLASSvent® WINDOWS FOR CURTAIN WALL - 1/4" INFILL ..... 20
MISCELLANEOUS DETAILS - 1/4" INFILL ..... 21
WIND LOAD CHARTS ..... 22-33
DEADLOAD CHARTS ..... 34-37
THERMAL CHARTS ..... 38-56

Metric (SI) conversion figures are included throughout these details for reference. Numbers in parentheses ( ) are millimeters unless otherwise noted.

The following metric (SI ) units are found in these details:

m – meter
cm – centimeter
mm – millimeter
s – second
Pa – pascal
MPa – megapascal

Kawneer reserves the right to change configuration without prior notice when deemed necessary for product improvement.
© 2013, Kawneer Company, Inc.

Laws and building and safety codes governing the design and use of Kawneer products, such as glazed entrance, window, and curtain wall products, vary widely. Kawneer does not control the selection of product configurations, operating hardware, or glazing materials, and assumes no responsibility therefor.

Kawneer reserves the right to change configuration without prior notice when deemed necessary for product improvement.

© 2013, Kawneer Company, Inc.

## TYPE “A” ASSEMBLY
## Screw Spline for Ribbon Windows

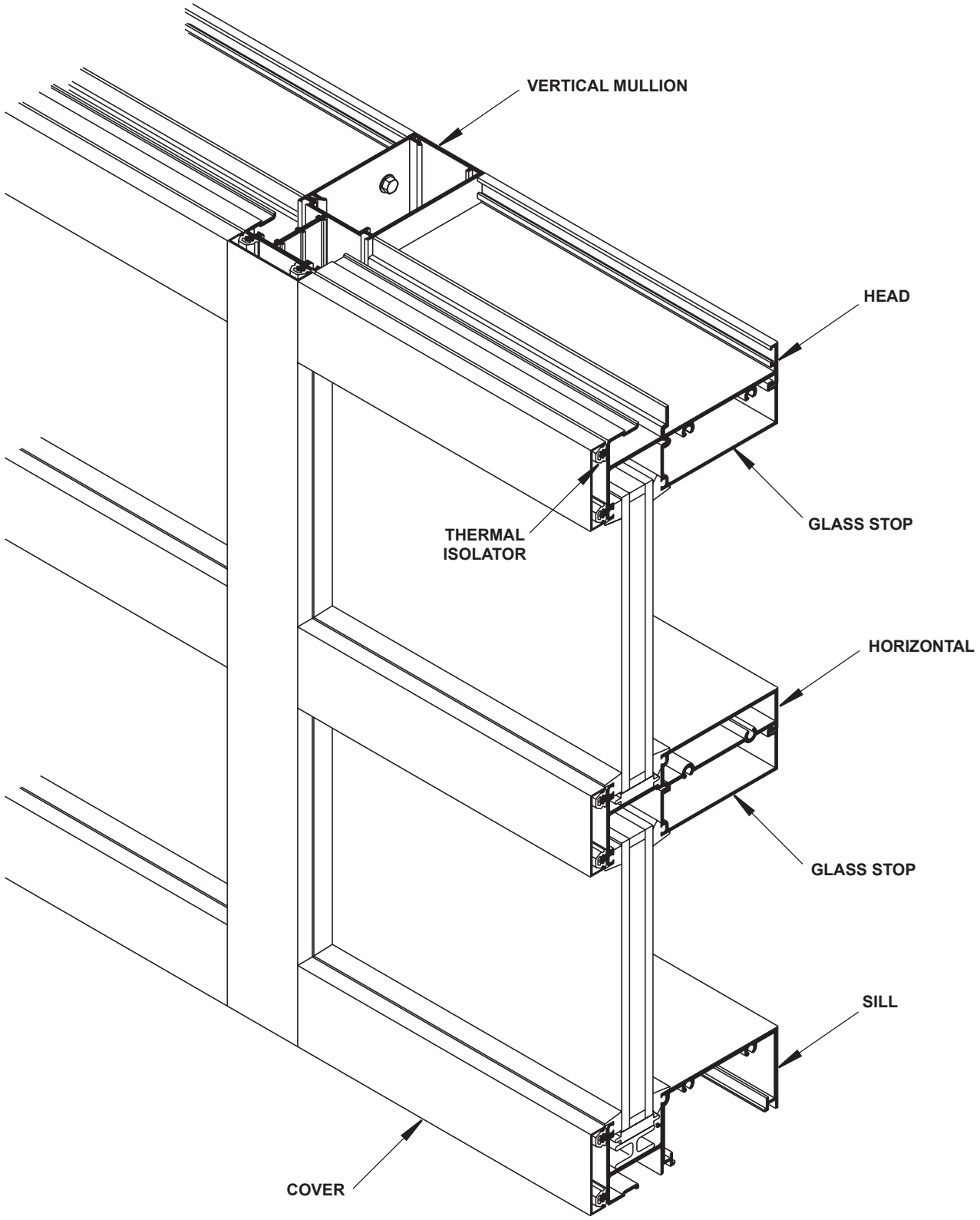


Laws and building and safety codes governing the design and use of Kawneer products, such as glazed entrance, window, and curtain wall products, vary widely. Kawneer does not control the selection of product configurations, operating hardware, or glazing materials, and assumes no responsibility therefor.

Kawneer reserves the right to change configuration without prior notice when deemed necessary for product improvement.

© 2013, Kawneer Company, Inc.

## TYPE “B” ASSEMBLY
## Screw Spline for Ribbon Windows

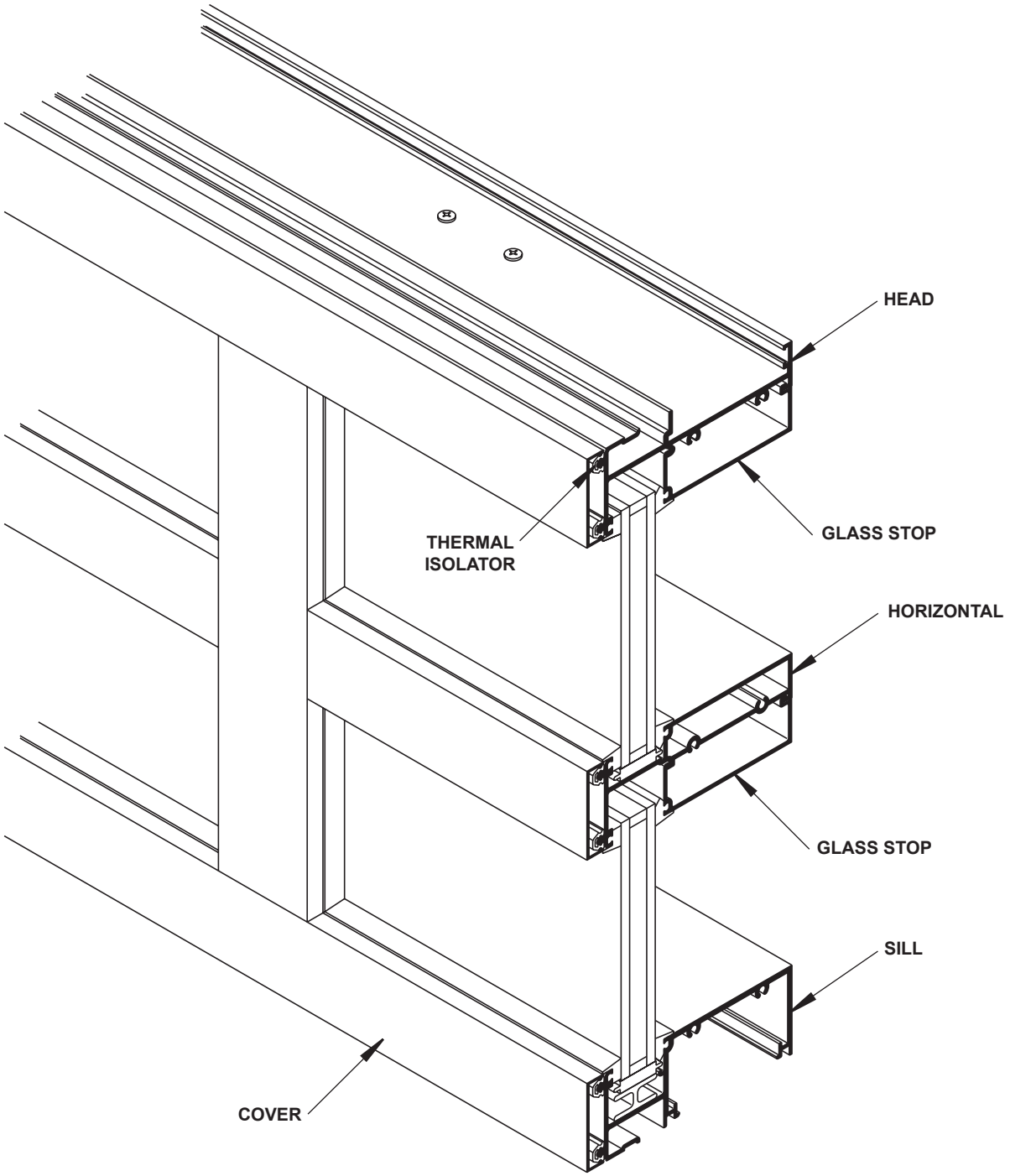


Laws and building and safety codes governing the design and use of Kawneer products, such as glazed entrance, window, and curtain wall products, vary widely. Kawneer does not control the selection of product configurations, operating hardware, or glazing materials, and assumes no responsibility therefor.

Kawneer reserves the right to change configuration without prior notice when deemed necessary for product improvement.

© 2013, Kawneer Company, Inc.

## SHEAR BLOCK ASSEMBLY
## Shear Block for Curtain Wall

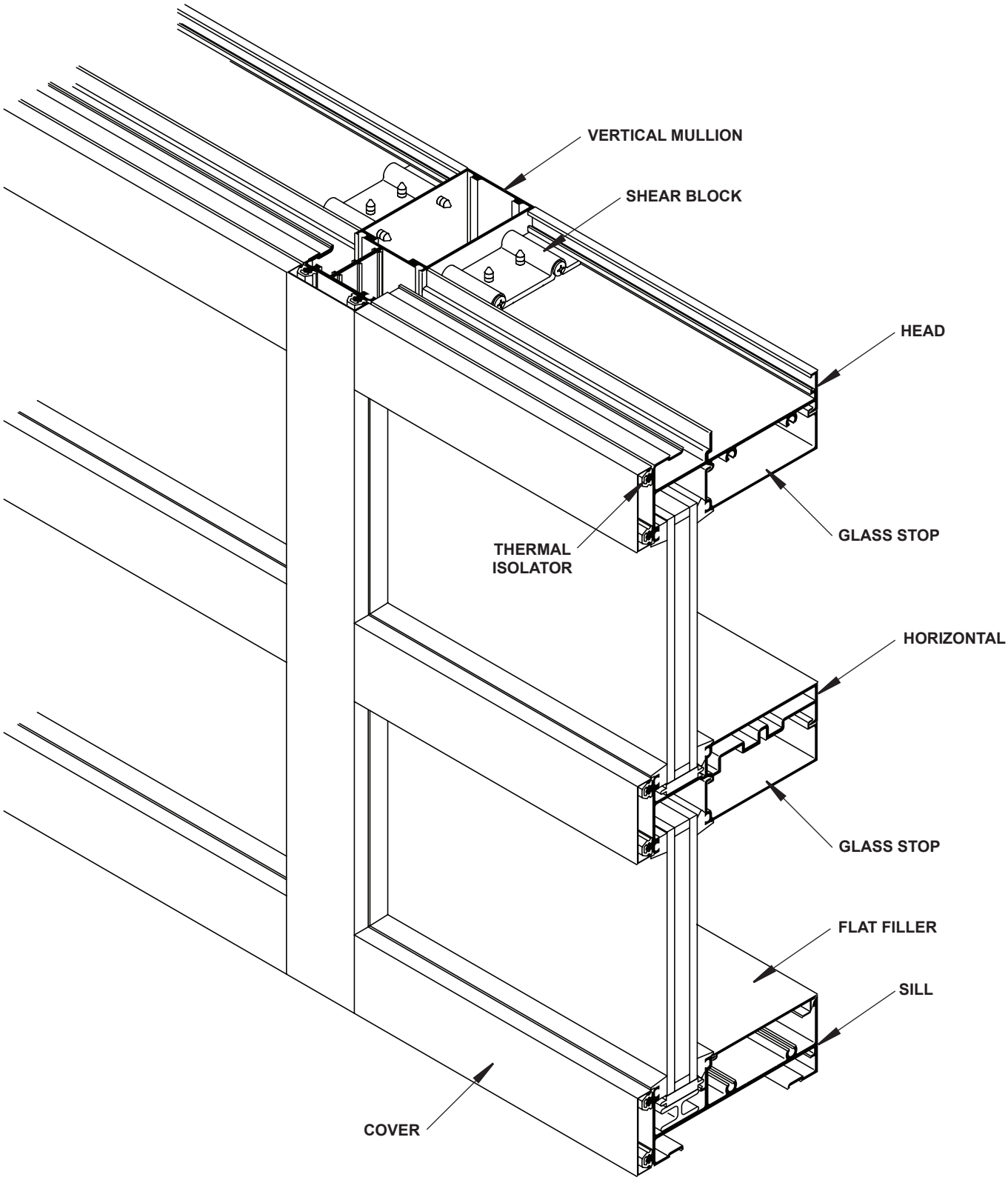


Laws and building and safety codes governing the design and use of Kawneer products, such as glazed entrance, window, and curtain wall products, vary widely. Kawneer does not control the selection of product configurations, operating hardware, or glazing materials, and assumes no responsibility therefor.

Kawneer reserves the right to change configuration without prior notice when deemed necessary for product improvement.

© 2013, Kawneer Company, Inc.

# 2250 IG (Inside Glazed) Curtain Wall System

JANUARY, 2023

RIBBON WINDOW (TYPE "A" SCREW SPLINE - 1" INFILL)

EC 97911-281

**Additional information and CAD details are available at www.kawneer.com**

**NOTE:**
**Available in 4-1/2", 6" (Shown) and 7-1/2" depths.**
**Consult you Kawneer Representative for more information.**

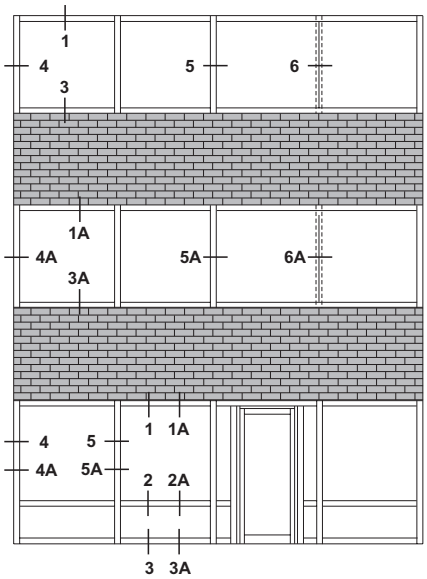


**ELEVATION IS NUMBER KEYED TO DETAILS**

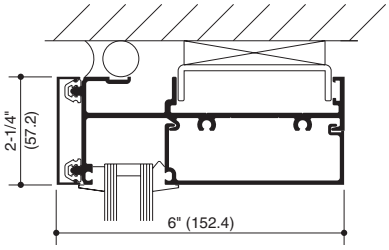


**1**

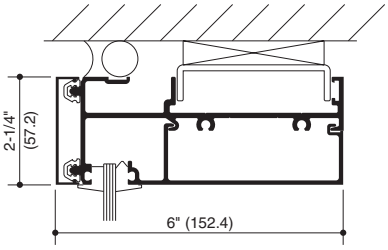


**1A**

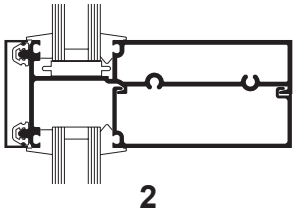

**2**

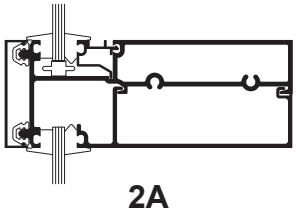

**2A**

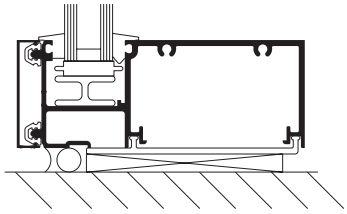

**3**

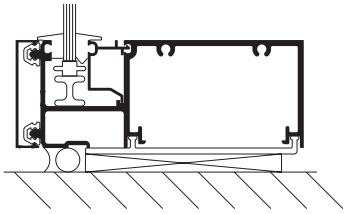

**3A**

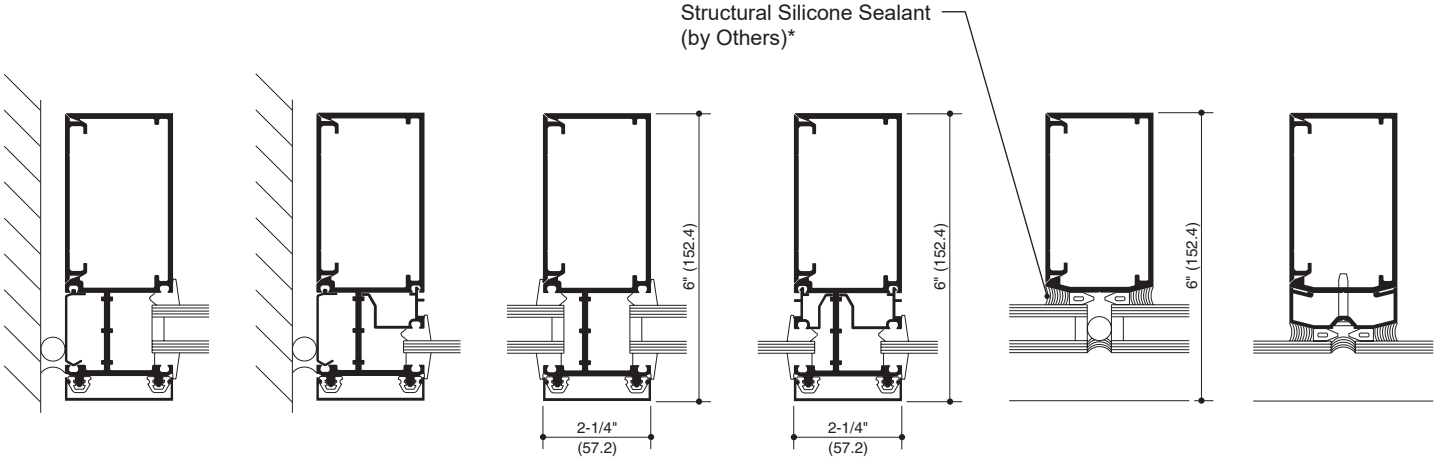


**4** **4A** **5** **5A** **6** **6A**

*** INSTALLER NOTE:** Installer is responsible for all required compatibility review and approvals with the Structural Silicone Manufacturer and the Insulating Glass Unit Manufacturer.

Laws and building and safety codes governing the design and use of Kawneer products, such as glazed entrance, window, and curtain wall products, vary widely. Kawneer does not control the selection of product configurations, operating hardware, or glazing materials, and assumes no responsibility therefor.

Kawneer reserves the right to change configuration without prior notice when deemed necessary for product improvement.

© 2013, Kawneer Company, Inc.

# 2250 IG (Inside Glazed) Curtain Wall System

RIBBON WINDOW (TYPE "B" SCREW SPLINE - 1" INFILL)



**Additional information and CAD details are available at www.kawneer.com**

**NOTE:**
**Available in 4-1/2", 6" (Shown) and 7-1/2" depths.**
**Consult you Kawneer Representative for more information.**

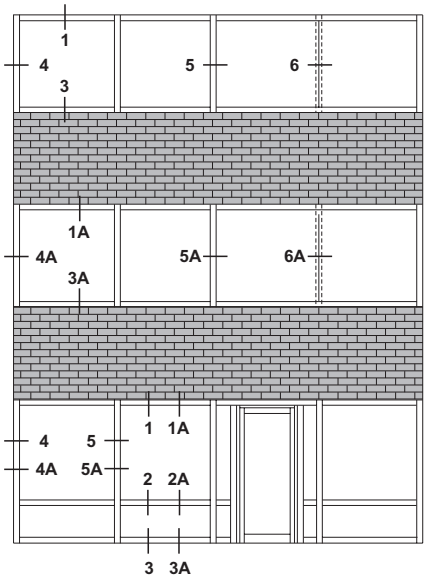


**ELEVATION IS NUMBER KEYED TO DETAILS**

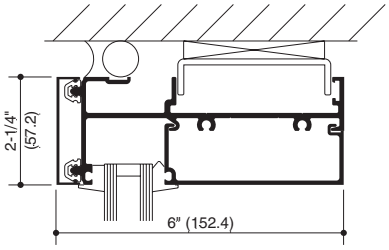


**1**

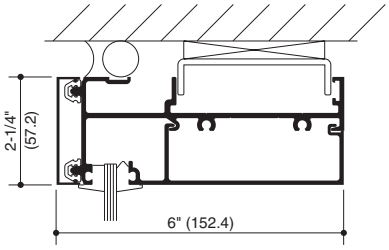


**1A**

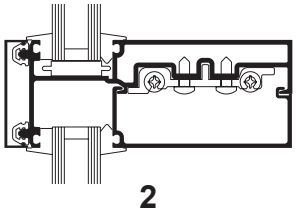

**2**

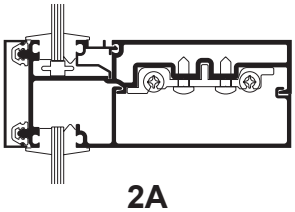

**2A**

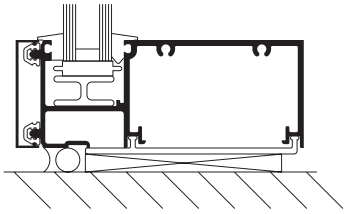

**3**

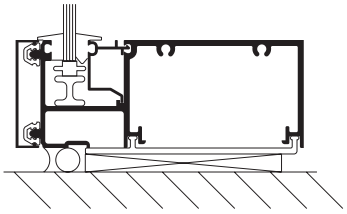

**3A**

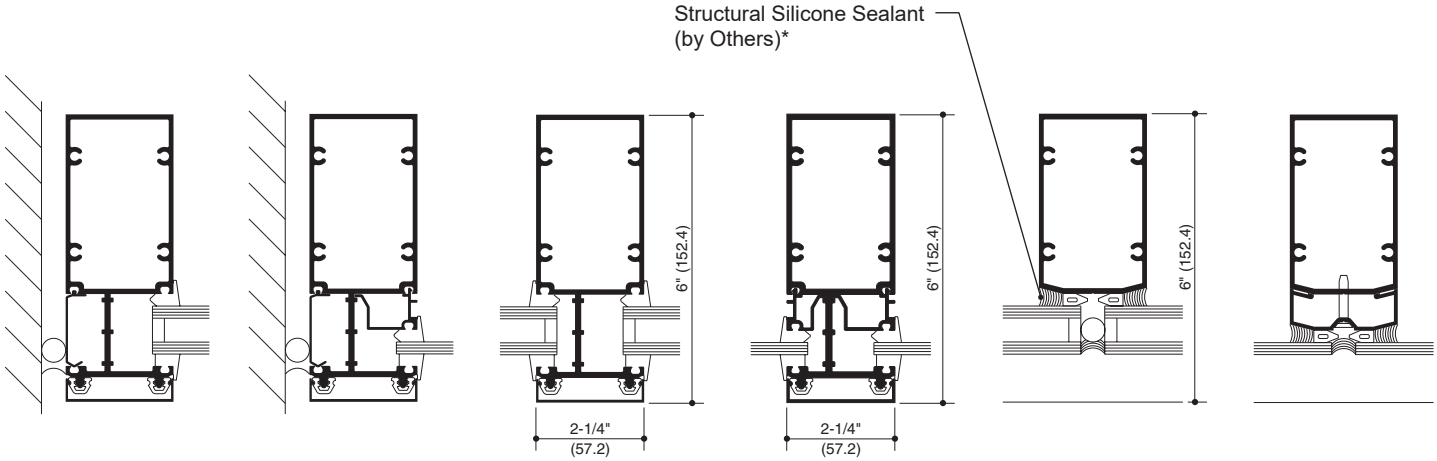


**4** **4A** **5** **5A** **6** **6A**

*** INSTALLER NOTE:** Installer is responsible for all required compatibility review and approvals with the Structural Silicone Manufacturer and the Insulating Glass Unit Manufacturer.

Laws and building and safety codes governing the design and use of Kawneer products, such as glazed entrance, window, and curtain wall products, vary widely. Kawneer does not control the selection of product configurations, operating hardware, or glazing materials, and assumes no responsibility therefor.

Kawneer reserves the right to change configuration without prior notice when deemed necessary for product improvement.

© 2013, Kawneer Company, Inc.

# 2250 IG (Inside Glazed) Curtain Wall System

JANUARY, 2023

CURTAIN WALL (SHEAR BLOCK - 1" INFILL)

EC 97911-281

**Additional information and CAD details are available at www.kawneer.com**

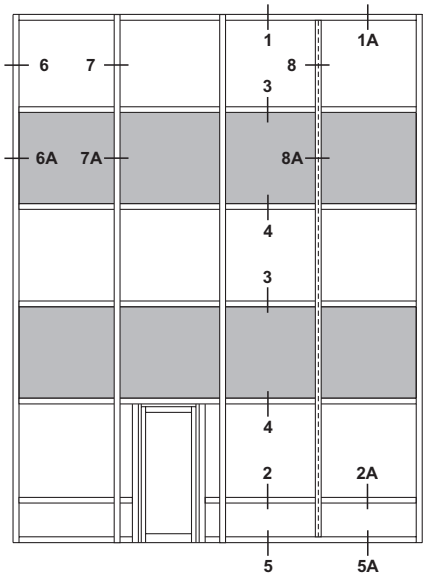


**ELEVATION IS NUMBER KEYED TO DETAILS**

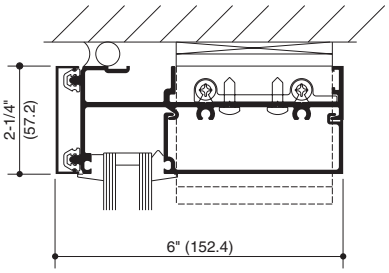


**1**

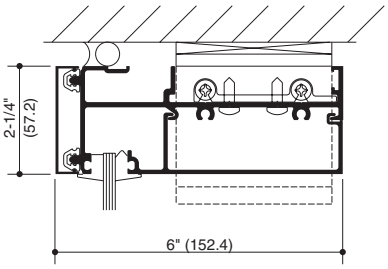


**1A**

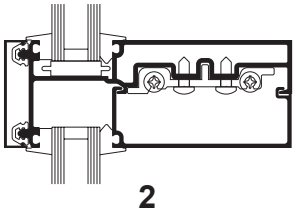

**2**

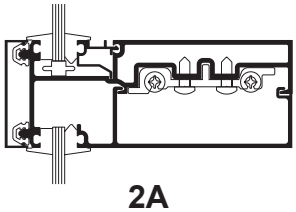

**2A**

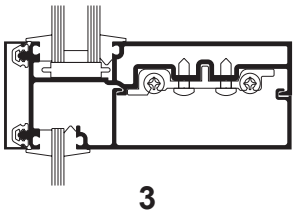

**3**

**NOTE:**
**Available in 4-1/2", 6" (Shown) and 7-1/2" depths. Consult you Kawneer Representative for more information.**

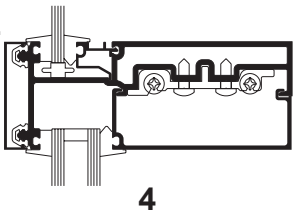

**4**



**5**

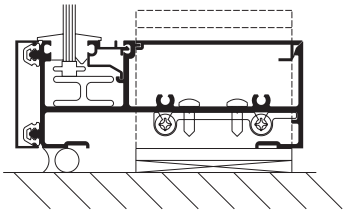

**5A**

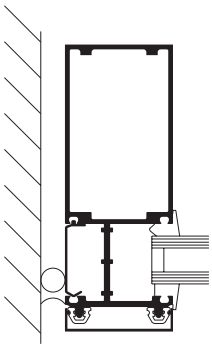

**6**

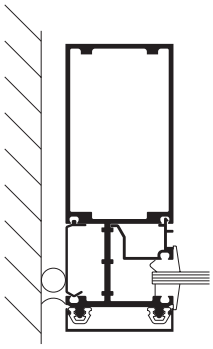

**6A**

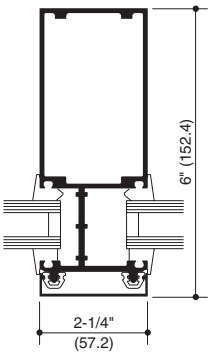


**7**

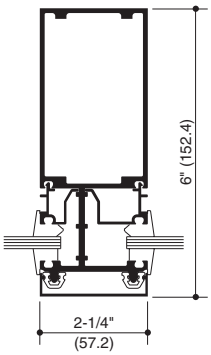


**7A**

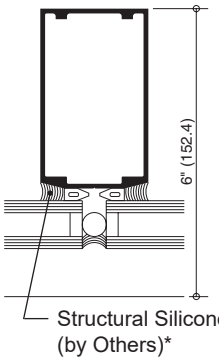


**8**

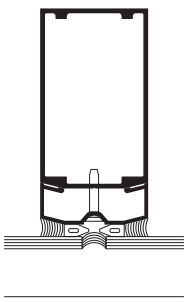

**8A**

*** INSTALLER NOTE:** Installer is responsible for all required compatibility review and approvals with the Structural Silicone Manufacturer and the Insulating Glass Unit Manufacturer.

Laws and building and safety codes governing the design and use of Kawneer products, such as glazed entrance, window, and curtain wall products, vary widely. Kawneer does not control the selection of product configurations, operating hardware, or glazing materials, and assumes no responsibility therefor.

Kawneer reserves the right to change configuration without prior notice when deemed necessary for product improvement.

© 2013, Kawneer Company, Inc.

**Additional information and CAD details are available at www.kawneer.com**

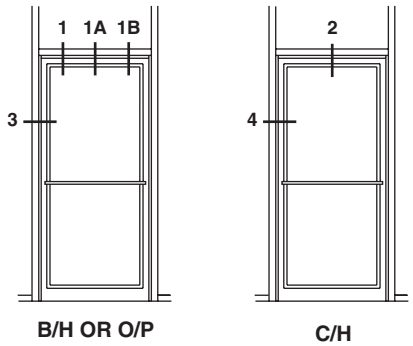


**ELEVATION IS NUMBER KEYED TO DETAILS**

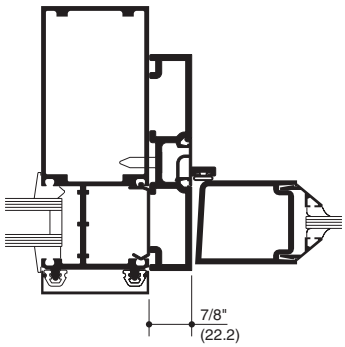


**3**

**DOOR JAMB**
**BUTT HUNG OR OFFSET PIVOT**

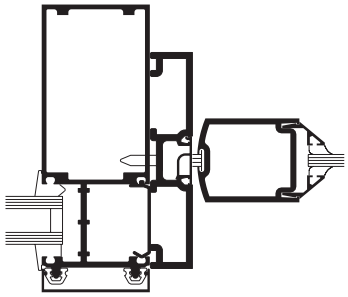

**4**

**DOOR JAMB**
**CENTER HUNG**

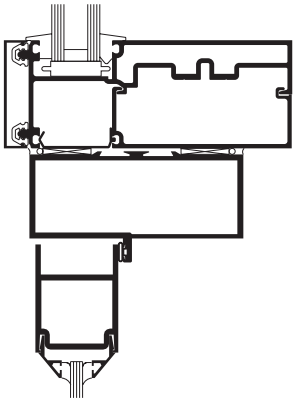

**1**

**TRANSOM BAR**
**BUTT HUNG OR OFFSET PIVOT WITH SURFACE CLOSER OR FLOOR CLOSER**

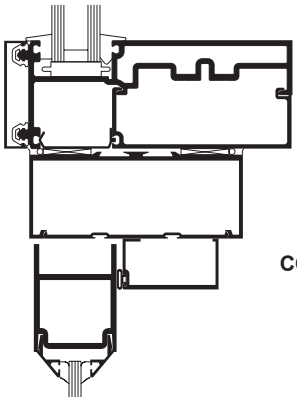

**1A**

**TRANSOM BAR**
**BUTT HUNG OR OFFSET PIVOT WITH SINGLE ACTING CONCEALED OVERHEAD CLOSER**

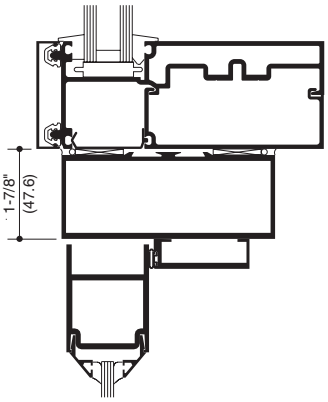


**1B**

**TRANSOM BAR**
**BUTT HUNG OR OFFSET PIVOT WITH LCN CONCEALED OVERHEAD CLOSER OR SURFACE CLOSER**

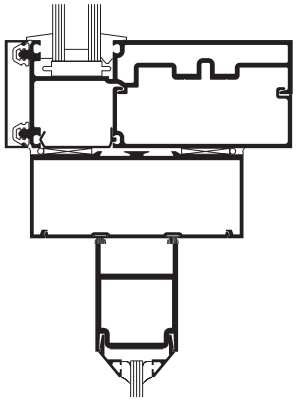

**2**

**TRANSOM BAR**
**CENTER HUNG CONCEALED OVERHEAD OR FLOOR CLOSER**

Laws and building and safety codes governing the design and use of Kawneer products, such as glazed entrance, window, and curtain wall products, vary widely. Kawneer does not control the selection of product configurations, operating hardware, or glazing materials, and assumes no responsibility therefor.

Kawneer reserves the right to change configuration without prior notice when deemed necessary for product improvement.

© 2013, Kawneer Company, Inc.

**Additional information and CAD details are available at www.kawneer.com**

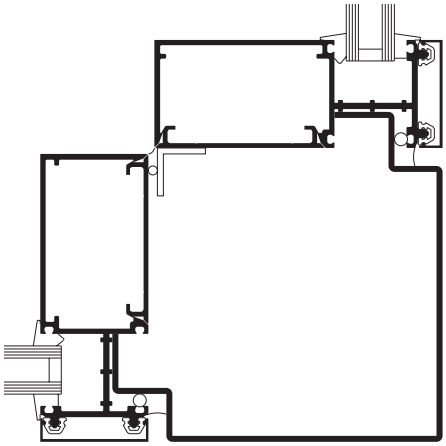

**90° OUTSIDE CORNER SCREW SPLINE**

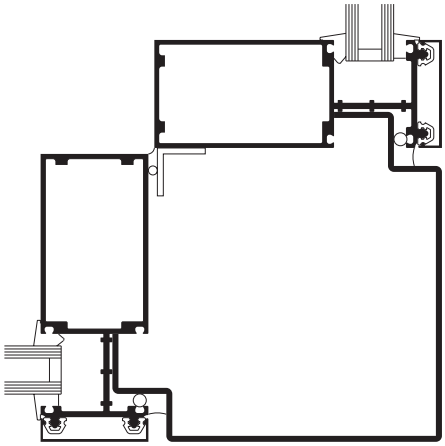

**90° OUTSIDE CORNER SHEAR BLOCK**

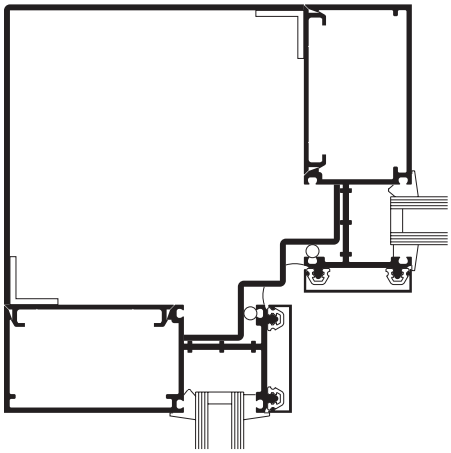

**90° INSIDE CORNER SCREW SPLINE**

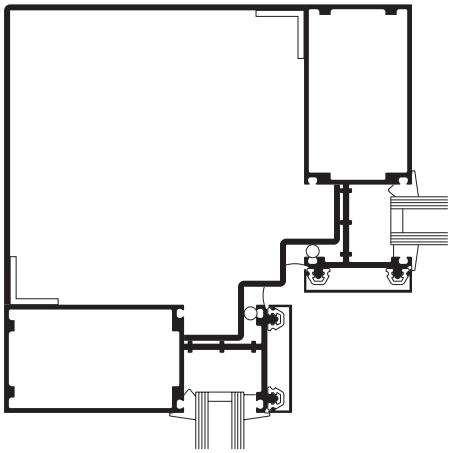

**90° INSIDE CORNER SHEAR BLOCK**

Laws and building and safety codes governing the design and use of Kawneer products, such as glazed entrance, window, and curtain wall products, vary widely. Kawneer does not control the selection of product configurations, operating hardware, or glazing materials, and assumes no responsibility therefor.

Kawneer reserves the right to change configuration without prior notice when deemed necessary for product improvement.

© 2013, Kawneer Company, Inc.

**Additional information and CAD details are available at www.kawneer.com**

Laws and building and safety codes governing the design and use of Kawneer products, such as glazed entrance, window, and curtain wall products, vary widely. Kawneer does not control the selection of product configurations, operating hardware, or glazing materials, and assumes no responsibility therefor.

Kawneer reserves the right to change configuration without prior notice when deemed necessary for product improvement.

© 2013, Kawneer Company, Inc.

## GLASSvent® WINDOWS FOR CURTAIN WALL

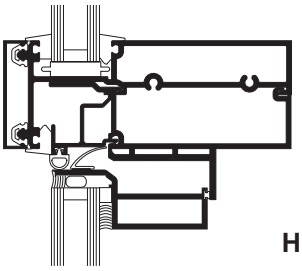

HEAD

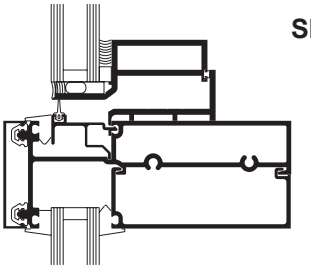

SILL

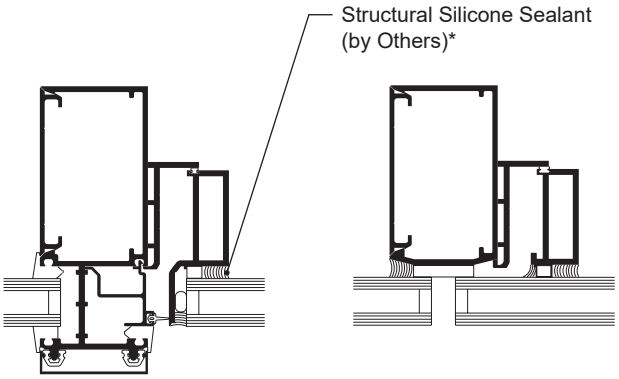


JAMB

JAMB AT SSG MULLION

*** INSTALLER NOTE:** Installer is responsible for all required compatibility review and approvals with the Structural Silicone Manufacturer and the Insulating Glass Unit Manufacturer.

**Additional information and CAD details are available at www.kawneer.com**

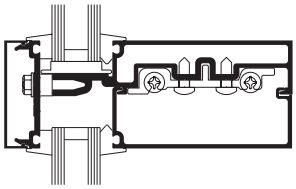

**PRESSURE PLATE HORIZONTAL FOR OUTSIDE GLAZING**

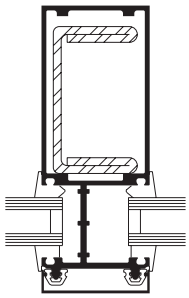

**STEEL REINFORCING**

OPTIONAL STEEL REINFORCING AS REQUIRED

Laws and building and safety codes governing the design and use of Kawneer products, such as glazed entrance, window, and curtain wall products, vary widely. Kawneer does not control the selection of product configurations, operating hardware, or glazing materials, and assumes no responsibility therefor.

Kawneer reserves the right to change configuration without prior notice when deemed necessary for product improvement.

© 2013, Kawneer Company, Inc.

# 2250 IG (Inside Glazed) Curtain Wall System

RIBBON WINDOW (TYPE "A" SCREW SPLINE - 1/4" INFILL)

**Additional information and CAD details are available at www.kawneer.com**

**NOTE:**
**Available in 5-1/4" (Shown) and 6-3/4" depths.**
**Consult you Kawneer Representative for more information.**

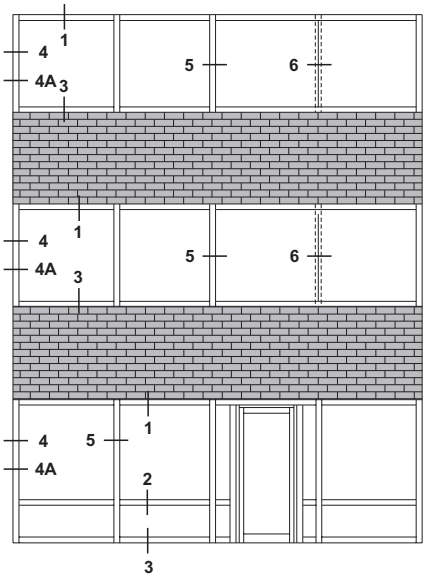


**ELEVATION IS NUMBER KEYED TO DETAILS**

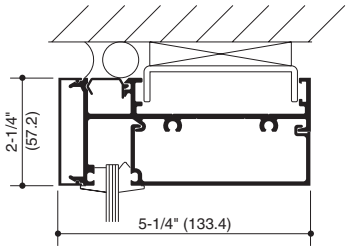


**1**

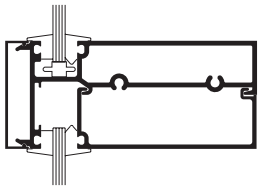

**2**

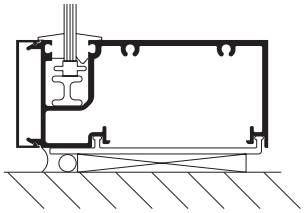

**3**

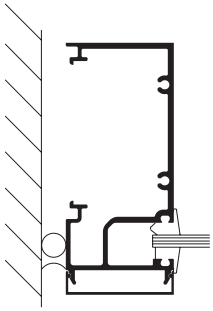

**4**

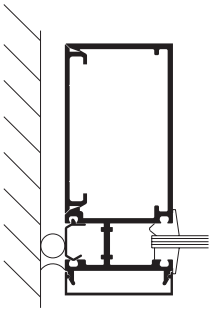

**4A**

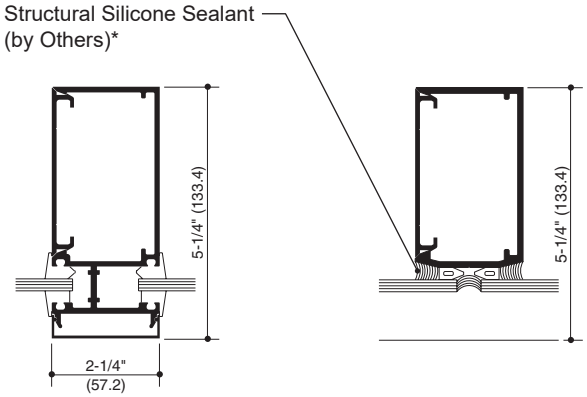


**5** **6**

*** INSTALLER NOTE:** Installer is responsible for all required compatibility review and approvals with the Structural Silicone Manufacturer and the Insulating Glass Unit Manufacturer.

Laws and building and safety codes governing the design and use of Kawneer products, such as glazed entrance, window, and curtain wall products, vary widely. Kawneer does not control the selection of product configurations, operating hardware, or glazing materials, and assumes no responsibility therefor.

Kawneer reserves the right to change configuration without prior notice when deemed necessary for product improvement.

© 2013, Kawneer Company, Inc.

# 2250 IG (Inside Glazed) Curtain Wall System

JANUARY, 2023

RIBBON WINDOW (TYPE "B" SCREW SPLINE - 1/4" INFILL)

EC 97911-281

**Additional information and CAD details are available at www.kawneer.com**

**NOTE:**
**Available in 5-1/4" (Shown) and 6-3/4" depths.**
**Consult you Kawneer Representative for more information.**

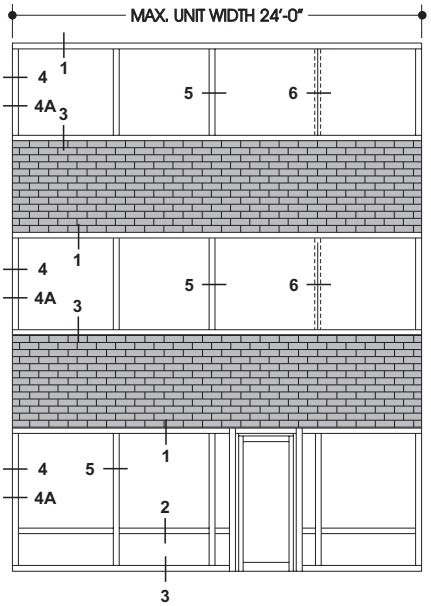


**ELEVATION IS NUMBER KEYED TO DETAILS**

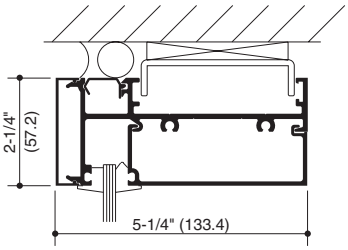


**1**

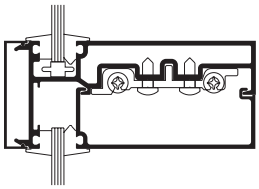

**2**

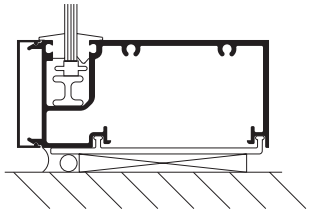

**3**

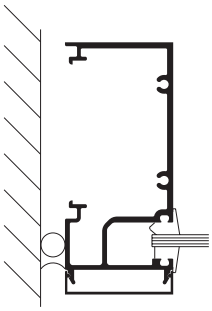

**4**

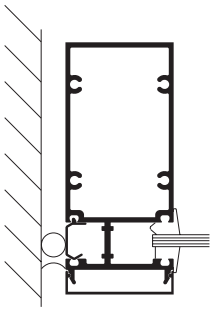

**4A**

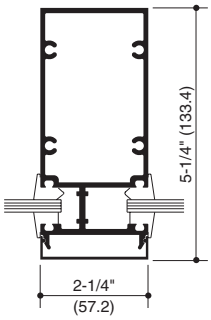


**5**

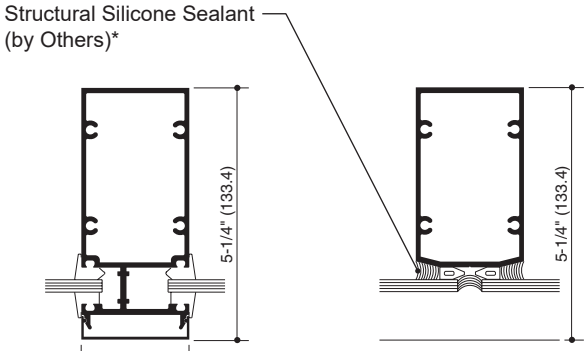


**6**

*** INSTALLER NOTE:** Installer is responsible for all required compatibility review and approvals with the Structural Silicone Manufacturer and the Insulating Glass Unit Manufacturer.

Laws and building and safety codes governing the design and use of Kawneer products, such as glazed entrance, window, and curtain wall products, vary widely. Kawneer does not control the selection of product configurations, operating hardware, or glazing materials, and assumes no responsibility therefor.

Kawneer reserves the right to change configuration without prior notice when deemed necessary for product improvement.

© 2013, Kawneer Company, Inc.

**Additional information and CAD details are available at www.kawneer.com**

**NOTE:**
**Available in 5-1/4" (Shown) and 6-3/4" depths.**
**Consult you Kawneer Representative for more information.**

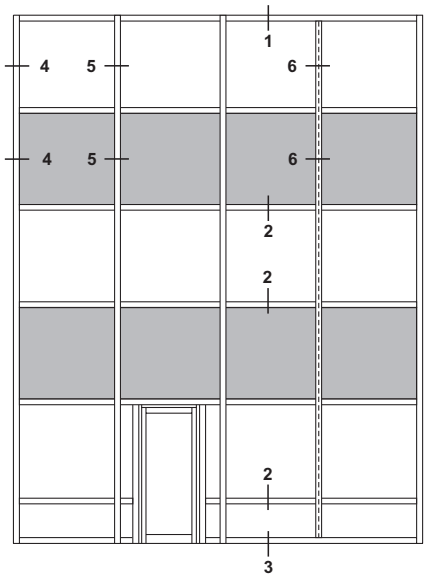


**ELEVATION IS NUMBER KEYED TO DETAILS**

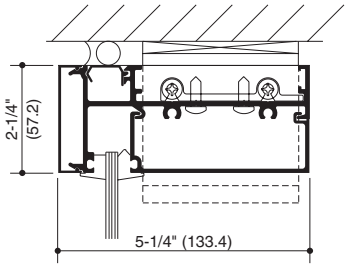


**1**

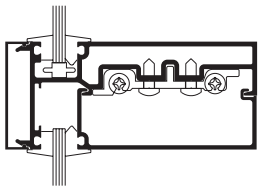

**2**

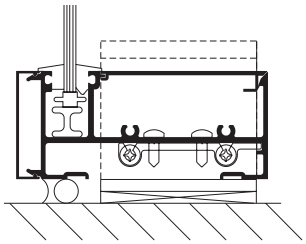

**3**

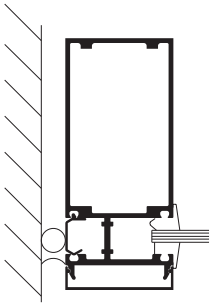

**4**

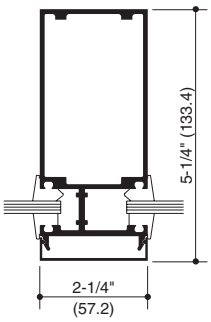


**5**

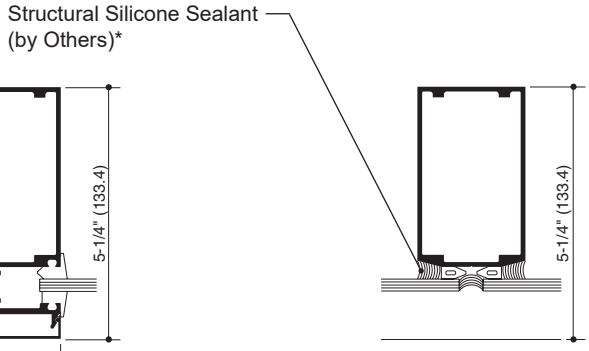


**6**

*** INSTALLER NOTE:** Installer is responsible for all required compatibility review and approvals with the Structural Silicone Manufacturer and the Insulating Glass Unit Manufacturer.

Laws and building and safety codes governing the design and use of Kawneer products, such as glazed entrance, window, and curtain wall products, vary widely, Kawneer does not control the selection of product configurations, operating hardware, or glazing materials, and assumes no responsibility therefor.

Kawneer reserves the right to change configuration without prior notice when deemed necessary for product improvement.
© 2013, Kawneer Company, Inc.

# 2250 IG (Inside Glazed) Curtain Wall System



ENTRANCE DETAILS ( 1/4" INFILL)

EC 97911-281

**Additional information and CAD details are available at www.kawneer.com**

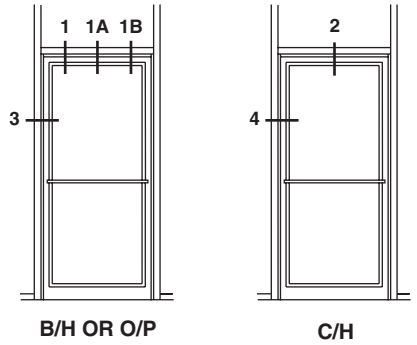


**ELEVATION IS NUMBER KEYED TO DETAILS**

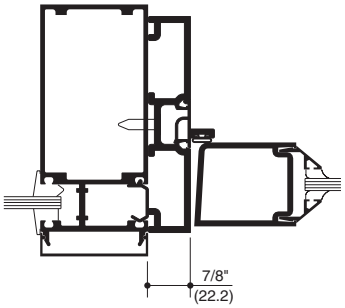


**3**

**DOOR JAMB**
**BUTT HUNG OR OFFSET PIVOT**

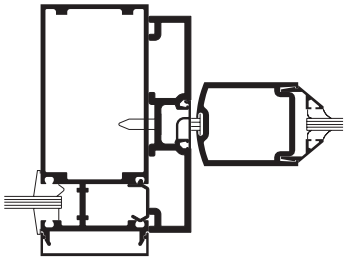

**4**

**DOOR JAMB**
**CENTER HUNG**

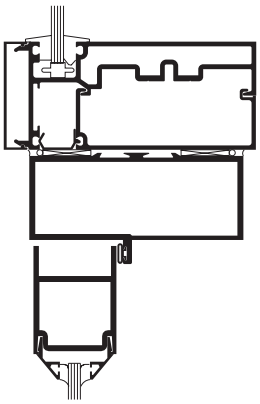

**1**

**TRANSOM BAR**
**BUTT HUNG OR OFFSET PIVOT WITH SURFACE CLOSER OR FLOOR CLOSER**

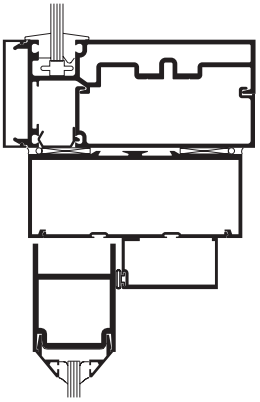

**1A**

**TRANSOM BAR**
**BUTT HUNG OR OFFSET PIVOT WITH SINGLE ACTING OFFSET ARM CLOSER**

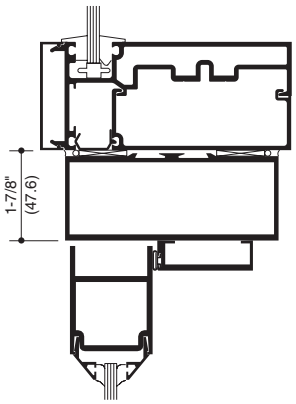


**1B**

**TRANSOM BAR**
**BUTT HUNG OR OFFSET PIVOT WITH LCN CONCEALED OVERHEAD CLOSER OR SURFACE CLOSER**

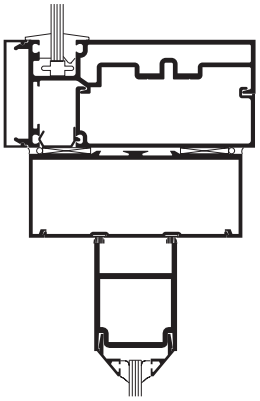

**2**

**TRANSOM BAR**
**CENTER HUNG CONCEALED OVERHEAD OR FLOOR CLOSER**

Laws and building and safety codes governing the design and use of Kawneer products, such as glazed entrance, window, and curtain wall products, vary widely. Kawneer does not control the selection of product configurations, operating hardware, or glazing materials, and assumes no responsibility therefor.

Kawneer reserves the right to change configuration without prior notice when deemed necessary for product improvement.

© 2013, Kawneer Company, Inc.

**Additional information and CAD details are available at www.kawneer.com**

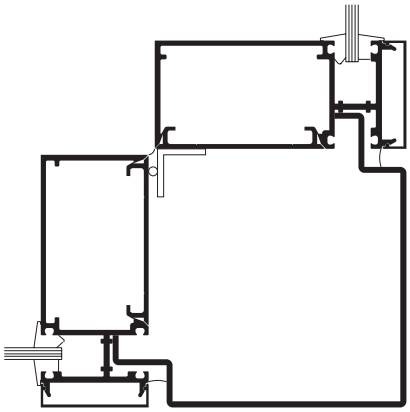

**90° OUTSIDE CORNER SCREW SPLINE**

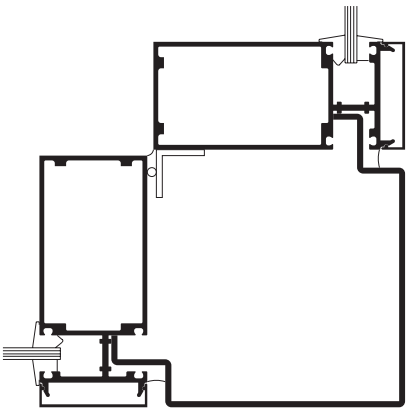

**90° OUTSIDE CORNER SHEAR BLOCK**

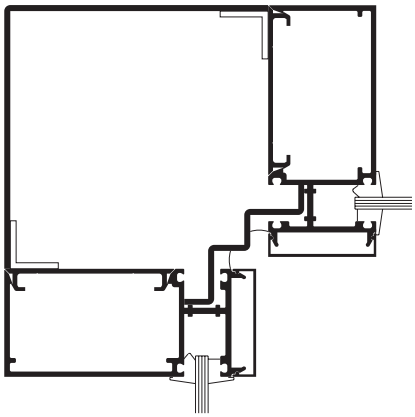

**90° INSIDE CORNER SCREW SPLINE**

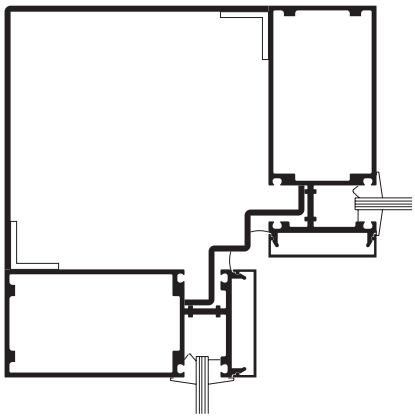

**90° INSIDE CORNER SHEAR BLOCK**

Laws and building and safety codes governing the design and use of Kawneer products, such as glazed entrance, window, and curtain wall products, vary widely. Kawneer does not control the selection of product configurations, operating hardware, or glazing materials, and assumes no responsibility therefor.

Kawneer reserves the right to change configuration without prior notice when deemed necessary for product improvement.

© 2013, Kawneer Company, Inc.

**Additional information and CAD details are available at www.kawneer.com**

## GLASSvent® WINDOWS FOR CURTAIN WALL

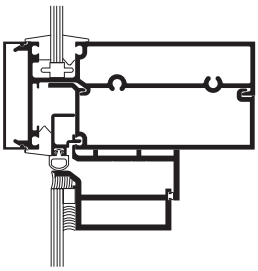

**HEAD**

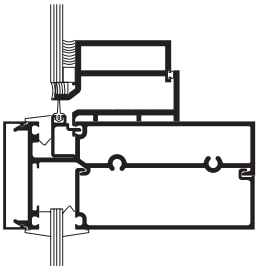

**SILL**

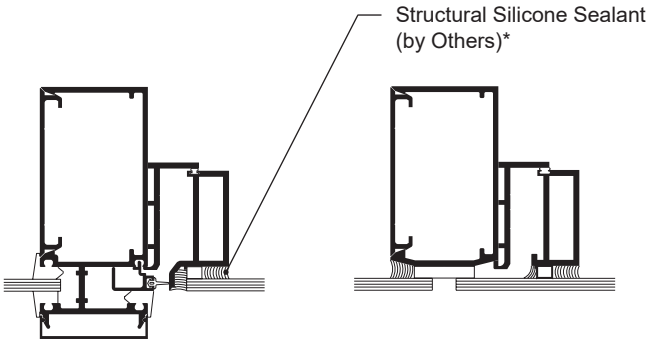


**JAMB**

**JAMB AT SSG MULLION**

*** INSTALLER NOTE:** Installer is responsible for all required compatibility review and approvals with the Structural Silicone Manufacturer and the Insulating Glass Unit Manufacturer.

Laws and building and safety codes governing the design and use of Kawneer products, such as glazed entrance, window, and curtain wall products, vary widely. Kawneer does not control the selection of product configurations, operating hardware, or glazing materials, and assumes no responsibility therefor.

Kawneer reserves the right to change configuration without prior notice when deemed necessary for product improvement.

© 2013, Kawneer Company, Inc.

**Additional information and CAD details are available at www.kawneer.com**

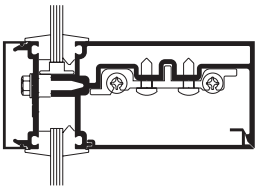

**PRESSURE PLATE HORIZONTAL FOR OUTSIDE GLAZING**

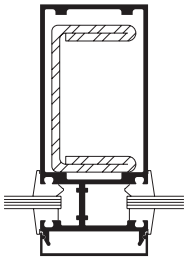

**STEEL REINFORCING**

OPTIONAL STEEL REINFORCING AS REQUIRED

Laws and building and safety codes governing the design and use of Kawneer products, such as glazed entrance, window, and curtain wall products, vary widely. Kawneer does not control the selection of product configurations, operating hardware, or glazing materials, and assumes no responsibility therefor.

Kawneer reserves the right to change configuration without prior notice when deemed necessary for product improvement.

© 2013, Kawneer Company, Inc.

*** INSTALLER NOTE:** Installer is responsible for all required compatibility review and approvals with the Structural Silicone Manufacturer and the Insulating Glass Unit Manufacturer.

## WIND LOAD CHARTS

Mullions are designed for deflection limitations in accordance with AAMA TIR-A11 of L/175 up to 13' 6" and L/240 +1/4" above 13' 6". These curves are for mullions WITH HORIZONTALS and are based on engineering calculations for stress and deflection. Allowable wind load stress for ALUMINUM 15,152 psi (104 MPa), STEEL 30,000 psi (207 MPa). Charted curves, in all cases are for the limiting value. Wind load charts contained herein are based upon nominal wind load utilized in allowable stress design. A conversion from Load Resistance Factor Design (LRFD) is provided. To convert ultimate wind loads to nominal loads, multiply ultimate wind loads by a factor of 0.6 per ASCE/SEI 7. A 4/3 increase in allowable stress has not been used to develop these curves. For special situations not covered by these curves, contact your Kawneer representative for additional information.

## DEADLOAD CHARTS

Horizontal or deadload limitations are based upon 1/8" (3.2), maximum allowable deflection at the center of an intermediate horizontal member. The accompanying charts are calculated for 1" (25.4) thick insulating glass or 1/4" (6.4) thick glass supported on two setting blocks placed at the loading points shown.

Laws and building and safety codes governing the design and use of Kawneer products, such as glazed entrance, window, and curtain wall products, vary widely. Kawneer does not control the selection of product configurations, operating hardware, or glazing materials, and assumes no responsibility therefor.

Kawneer reserves the right to change configuration without prior notice when deemed necessary for product improvement.

© 2013, Kawneer Company, Inc.

# 2250 IG (Inside Glazed) Curtain Wall System

WIND LOAD CHARTS (1" INFILL)

## (TYPE "A" SCREW SPLINE)

| | Allowable Stress Design Load | LRFD Ultimate Design Load |
|---|---|---|
| A = | 20 PSF (960) | 33 PSF (1580) |
| B = | 30 PSF (1440) | 50 PSF (2400) |
| C = | 40 PSF (1920) | 67 PSF (3200) |
| D = | 50 PSF (2400) | 83 PSF (4000) |
| E = | 60 PSF (2880) | 100 PSF (4790) |

### SINGLE SPAN

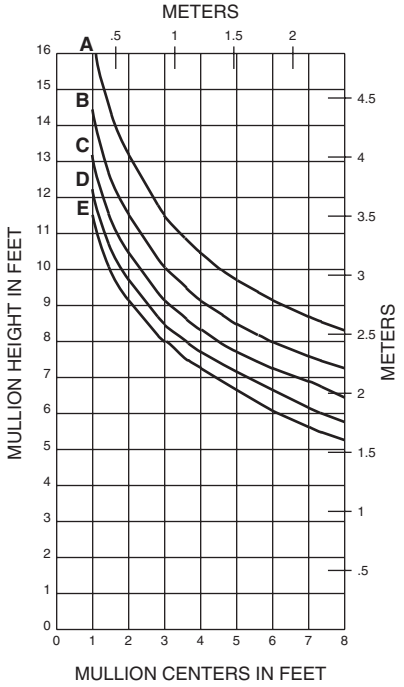


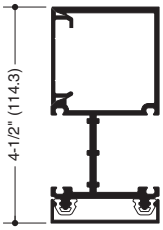


**165119 & 165029**
I = 3.014(125.4 x $10^4$)
S = 1.315(21.6 x $10^3$)

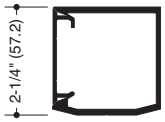


**165124 & 165029**
I = 0.769(32.0 x $10^4$)
S = 0.672(11.0 x $10^3$)

### SINGLE SPAN

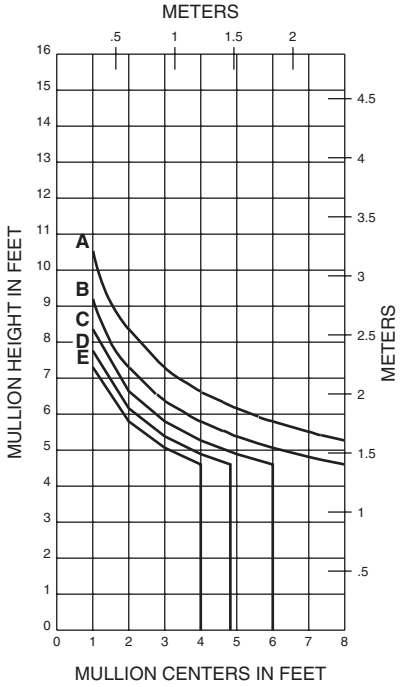


### SINGLE SPAN

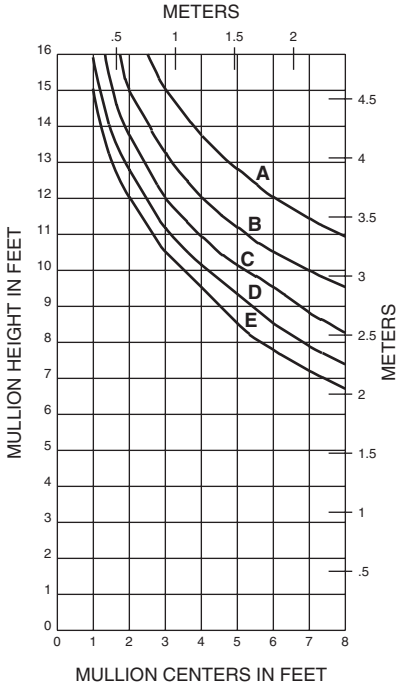


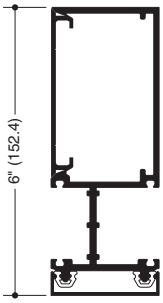


**165110 & 165016**
I = 6.885(286.5 x $10^4$)
S = 2.161(35.4 x $10^3$)

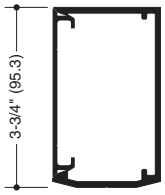


**165125 & 165016**
I = 2.810(117.0 x $10^4$)
S = 1.455(23.8 x $10^3$)

### SINGLE SPAN

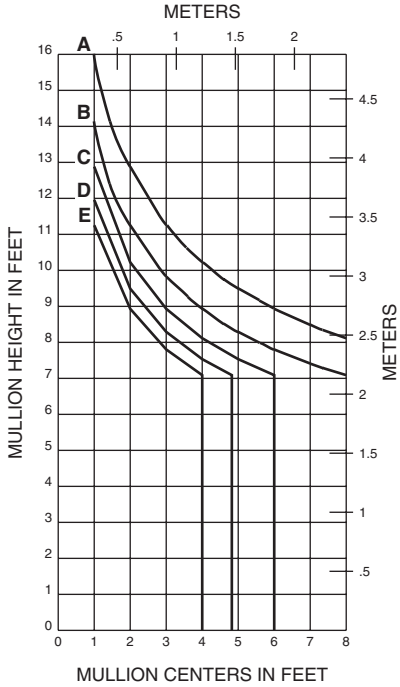


Laws and building and safety codes governing the design and use of Kawneer products, such as glazed entrance, window, and curtain wall products, vary widely. Kawneer does not control the selection of product configurations, operating hardware, or glazing materials, and assumes no responsibility therefor.

Kawneer reserves the right to change configuration without prior notice when deemed necessary for product improvement.

© 2013, Kawneer Company, Inc.

## (TYPE "A" SCREW SPLINE)

| | Allowable Stress Design Load | LRFD Ultimate Design Load |
|---|---|---|
| A = | 20 PSF (960) | 33 PSF (1580) |
| B = | 30 PSF (1440) | 50 PSF (2400) |
| C = | 40 PSF (1920) | 67 PSF (3200) |
| D = | 50 PSF (2400) | 83 PSF (4000) |
| E = | 60 PSF (2880) | 100 PSF (4790) |

### SINGLE SPAN

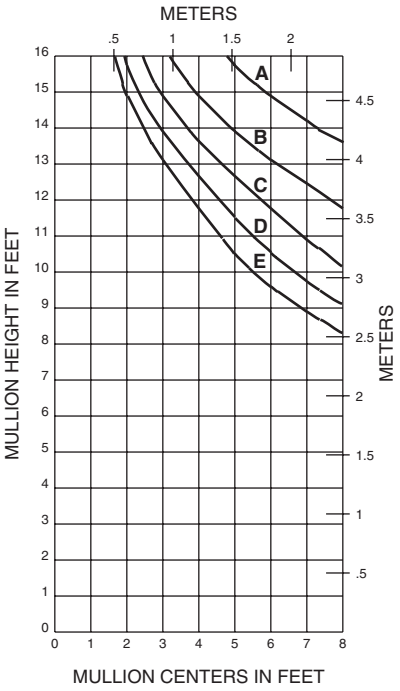


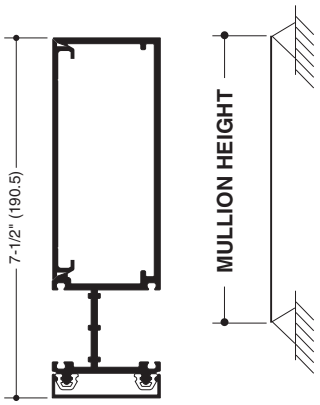


**165132 & 166010**

I = 13.354(555.8 x $10^4$)

S = 3.291(53.9 x $10^3$)

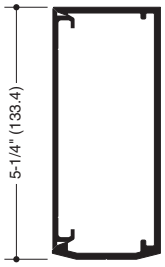


**165134 & 166010**

I = 6.800(283.0 x $10^4$)

S = 2.499(41.0 x $10^3$)

### SINGLE SPAN

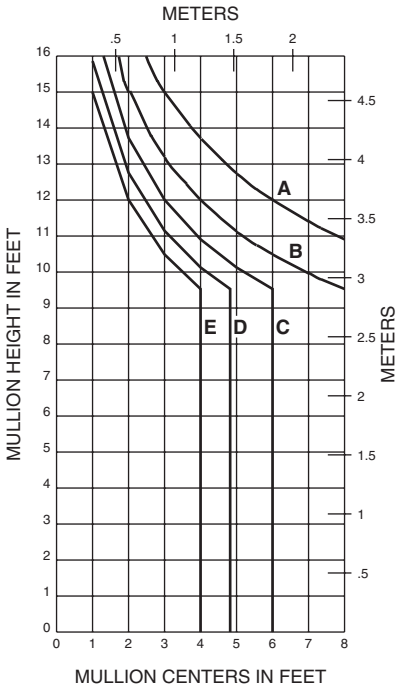


Laws and building and safety codes governing the design and use of Kawneer products, such as glazed entrance, window, and curtain wall products, vary widely. Kawneer does not control the selection of product configurations, operating hardware, or glazing materials, and assumes no responsibility therefor.

Kawneer reserves the right to change configuration without prior notice when deemed necessary for product improvement.

© 2013, Kawneer Company, Inc.

# 2250 IG (Inside Glazed) Curtain Wall System

WIND LOAD CHARTS (1" INFILL)

## (TYPE "B" SCREW SPLINE)

| | Allowable Stress Design Load | LRFD Ultimate Design Load |
|---|---|---|
| A = | 20 PSF (960) | 33 PSF (1580) |
| B = | 30 PSF (1440) | 50 PSF (2400) |
| C = | 40 PSF (1920) | 67 PSF (3200) |
| D = | 50 PSF (2400) | 83 PSF (4000) |
| E = | 60 PSF (2880) | 100 PSF (4790) |

### SINGLE SPAN

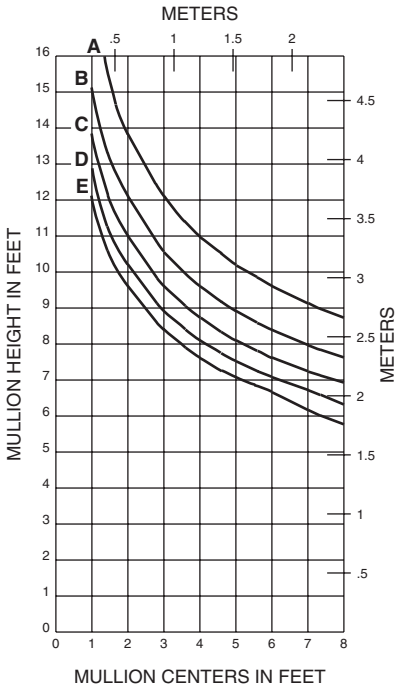


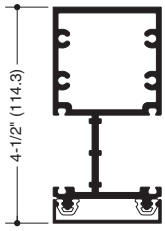


**165112**
I = 3.500(145.7 x $10^4$)
S = 1.582(25.9 x $10^3$)

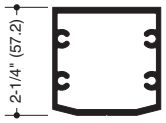


**165123**
I = 0.749(31.2 x $10^4$)
S = 0.649(10.6 x $10^3$)

### SINGLE SPAN

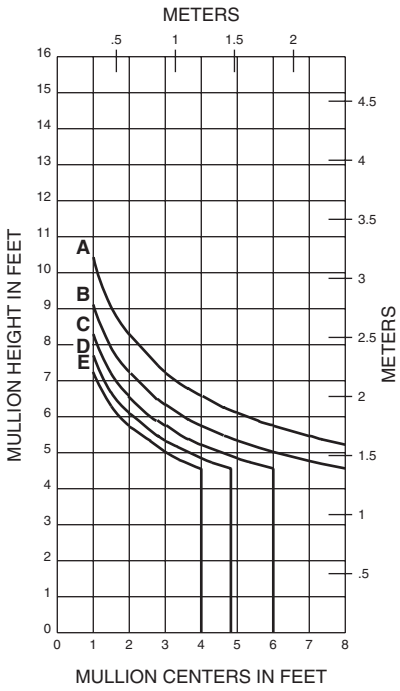


### SINGLE SPAN

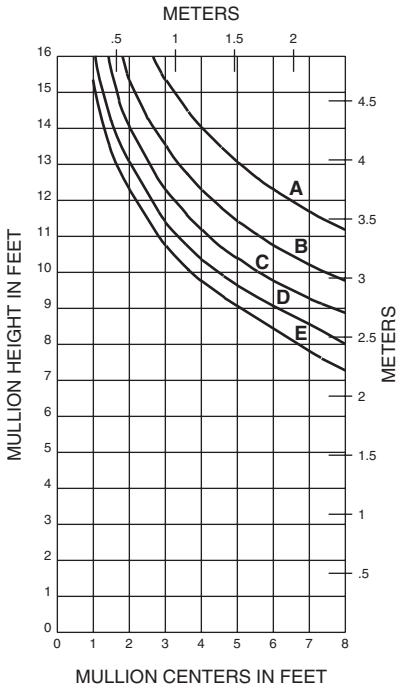


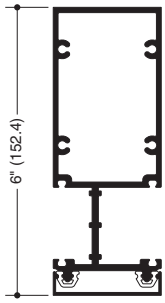


**165099**
I = 7.350(305.9 x $10^4$)
S = 2.540(41.6 x $10^3$)

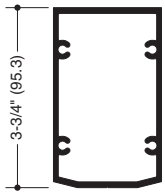


**165107**
I = 2.624(109.2 x $10^4$)
S = 1.378(22.6 x $10^3$)

### SINGLE SPAN

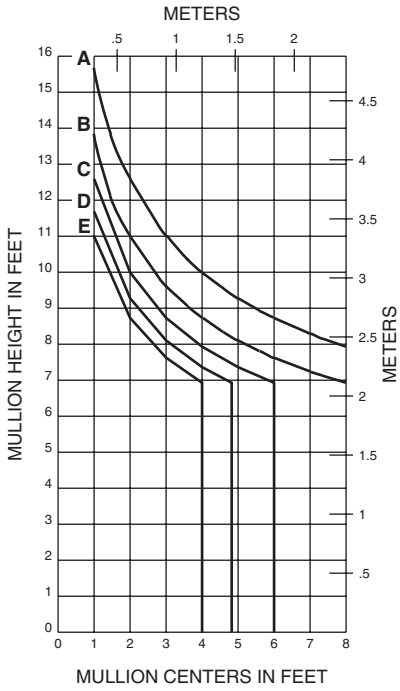


Laws and building and safety codes governing the design and use of Kawneer products, such as glazed entrance, window, and curtain wall products, vary widely. Kawneer does not control the selection of product configurations, operating hardware, or glazing materials, and assumes no responsibility therefor.

Kawneer reserves the right to change configuration without prior notice when deemed necessary for product improvement.
© 2013, Kawneer Company, Inc.

## (TYPE "B" SCREW SPLINE)

| | Allowable Stress Design Load | LRFD Ultimate Design Load |
|---|---|---|
| A = | 20 PSF (960) | 33 PSF (1580) |
| B = | 30 PSF (1440) | 50 PSF (2400) |
| C = | 40 PSF (1920) | 67 PSF (3200) |
| D = | 50 PSF (2400) | 83 PSF (4000) |
| E = | 60 PSF (2880) | 100 PSF (4790) |

### SINGLE SPAN

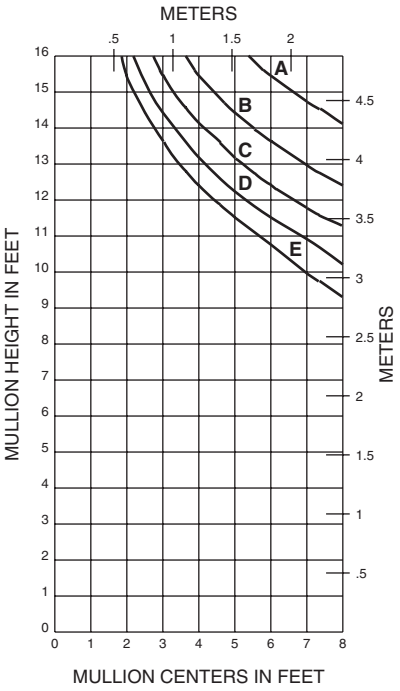


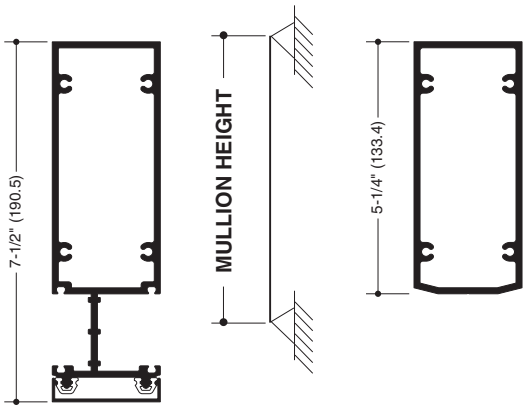


**165138**
I = 15.061(626.9 x $10^4$)
S = 4.129(67.7 x $10^3$)

**165077**
I = 6.949(289.2 x $10^4$)
S = 2.612(42.8 x $10^3$)

### SINGLE SPAN

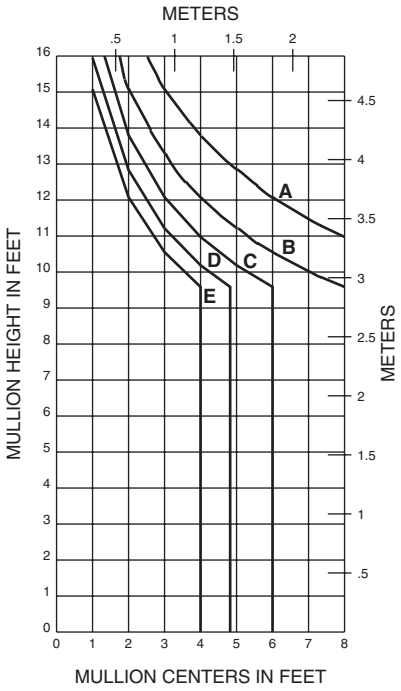


Laws and building and safety codes governing the design and use of Kawneer products, such as glazed entrance, window, and curtain wall products, vary widely. Kawneer does not control the selection of product configurations, operating hardware, or glazing materials, and assumes no responsibility therefor.

Kawneer reserves the right to change configuration without prior notice when deemed necessary for product improvement.

© 2013, Kawneer Company, Inc.

## (SHEAR BLOCK)

| | Allowable Stress Design Load | LRFD Ultimate Design Load |
|---|---|---|
| A = | 20 PSF (960) | 33 PSF (1580) |
| B = | 30 PSF (1440) | 50 PSF (2400) |
| C = | 40 PSF (1920) | 67 PSF (3200) |
| D = | 50 PSF (2400) | 83 PSF (4000) |
| E = | 60 PSF (2880) | 100 PSF (4790) |

### SINGLE SPAN

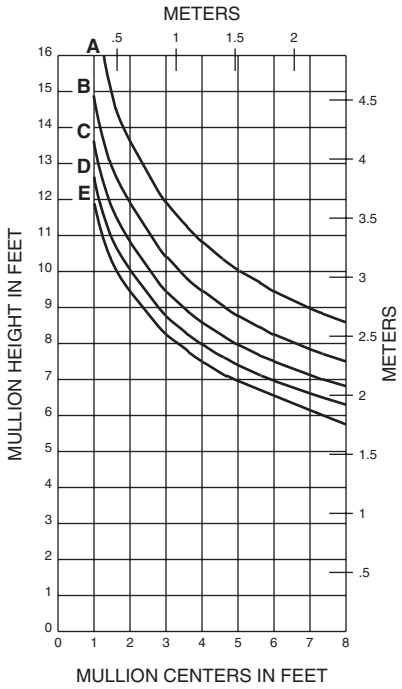


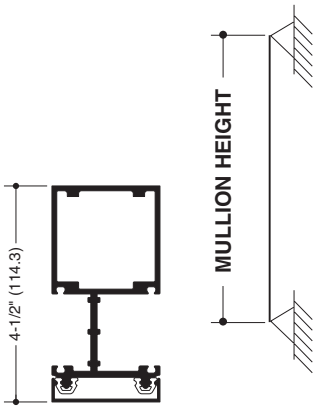


**165128**
I = 3.328(138.5 x $10^4$)
S = 1.572(25.8 x $10^3$)

**165048**
I = 0.770(32.1 x $10^4$)
S = 0.682(11.2 x $10^3$)

### SINGLE SPAN

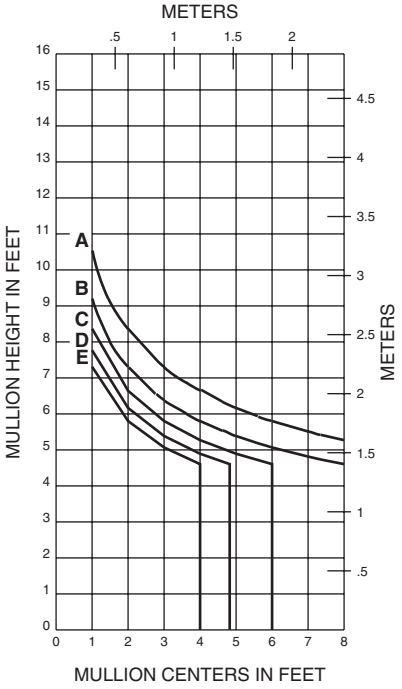


### SINGLE SPAN

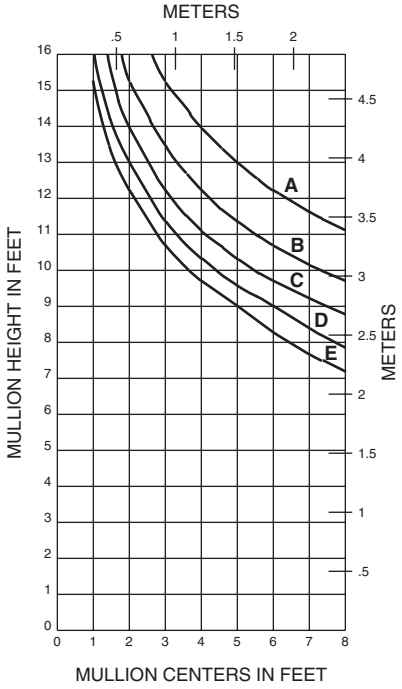

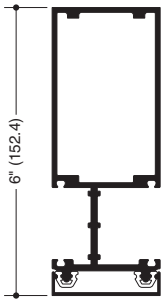


**165127**
I = 7.223(300.6 x $10^4$)
S = 2.442(40.0 x $10^3$)

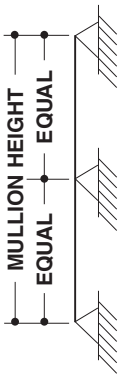


### TWIN SPAN

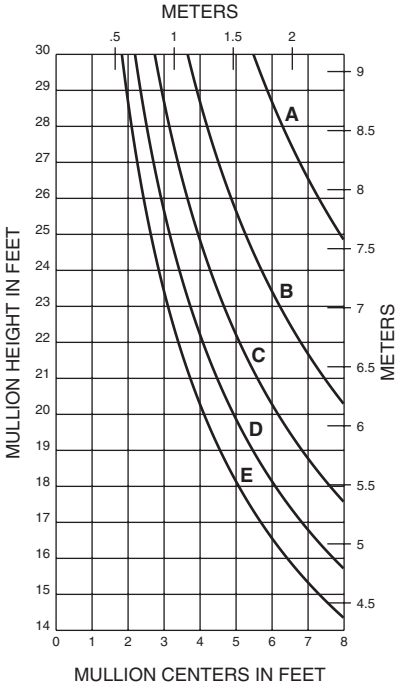


Laws and building and safety codes governing the design and use of Kawneer products, such as glazed entrance, window, and curtain wall products, vary widely. Kawneer does not control the selection of product configurations, operating hardware, or glazing materials, and assumes no responsibility therefor.

Kawneer reserves the right to change configuration without prior notice when deemed necessary for product improvement.
© 2013, Kawneer Company, Inc.

## (SHEAR BLOCK)

| | Allowable Stress Design Load | LRFD Ultimate Design Load |
|---|---|---|
| A = | 20 PSF (960) | 33 PSF (1580) |
| B = | 30 PSF (1440) | 50 PSF (2400) |
| C = | 40 PSF (1920) | 67 PSF (3200) |
| D = | 50 PSF (2400) | 83 PSF (4000) |
| E = | 60 PSF (2880) | 100 PSF (4790) |

### SINGLE SPAN

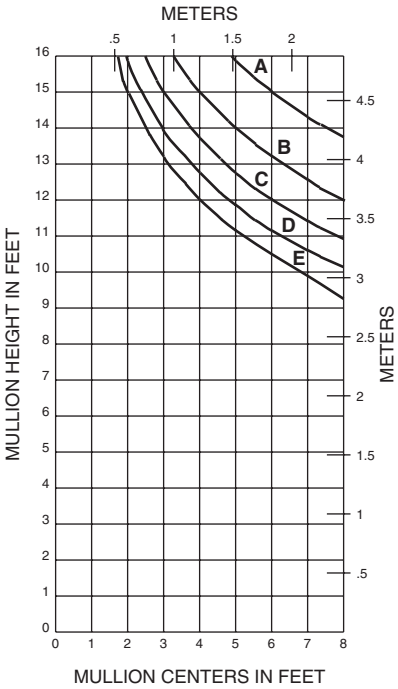

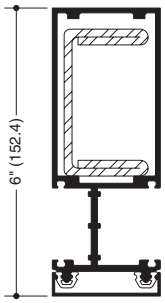


**165127 & 162362 Steel**

Ia = 7.223(300.6 x $10^4$)
Sa = 2.442(40.0 x $10^3$)
Is = 2.228(92.7 x $10^4$)
Ss = 1.456(23.9 x $10^3$)

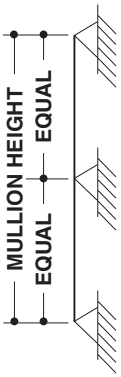


### TWIN SPAN

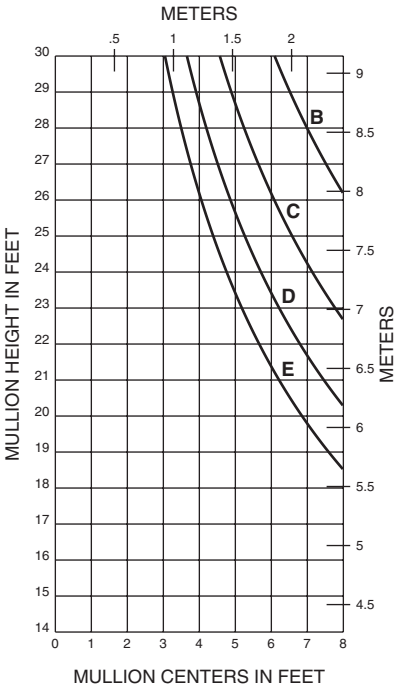


### SINGLE SPAN

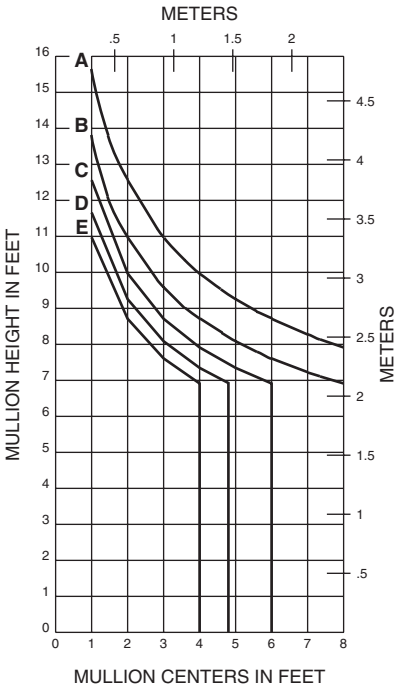

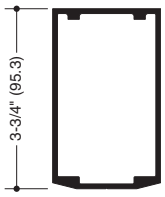


**165044**

I = 2.606(108.5 x $10^4$)
S = 1.382(22.7 x $10^3$)

### TWIN SPAN

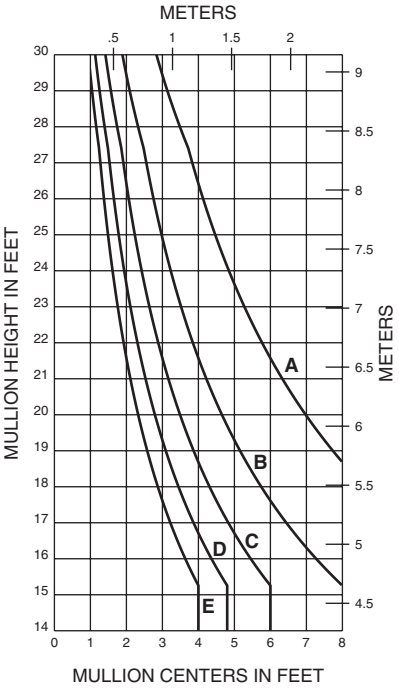


Laws and building and safety codes governing the design and use of Kawneer products, such as glazed entrance, window, and curtain wall products, vary widely. Kawneer does not control the selection of product configurations, operating hardware, or glazing materials, and assumes no responsibility therefor.

Kawneer reserves the right to change configuration without prior notice when deemed necessary for product improvement.

© 2013, Kawneer Company, Inc.

## (SHEAR BLOCK)

| | Allowable Stress Design Load | LRFD Ultimate Design Load |
|---|---|---|
| A = | 20 PSF (960) | 33 PSF (1580) |
| B = | 30 PSF (1440) | 50 PSF (2400) |
| C = | 40 PSF (1920) | 67 PSF (3200) |
| D = | 50 PSF (2400) | 83 PSF (4000) |
| E = | 60 PSF (2880) | 100 PSF (4790) |

### SINGLE SPAN

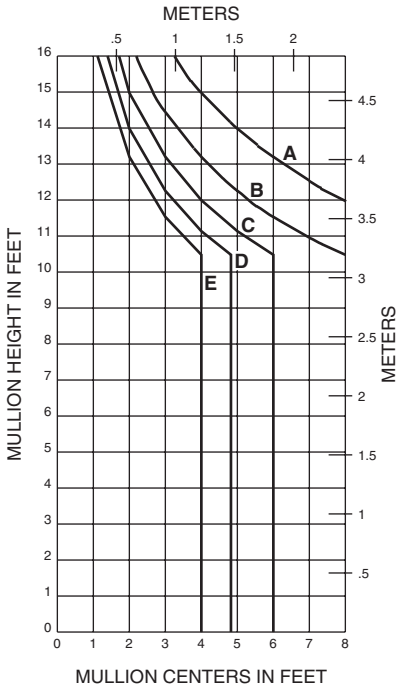

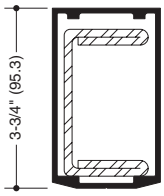


**165044 & 162362 Steel**

Ia = 2.606(108.5 x $10^4$)
Sa = 1.382(22.7 x $10^3$)
Is = 2.228(92.7 x $10^4$)
Ss = 1.456(23.9 x $10^3$)

### TWIN SPAN

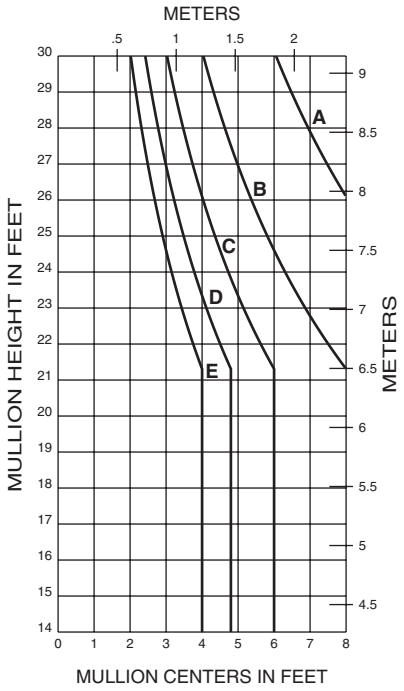


### SINGLE SPAN

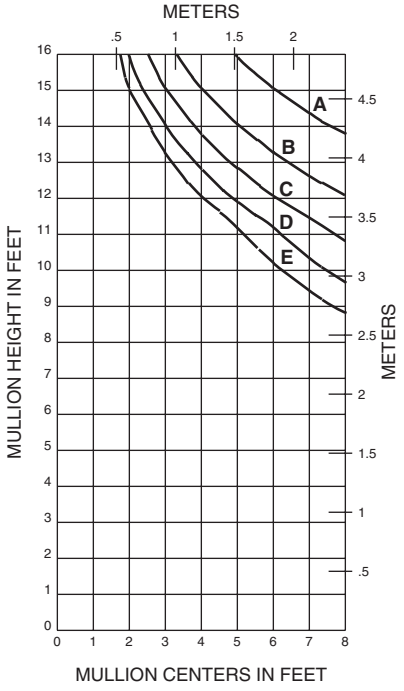

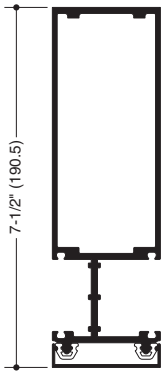


**165139**

I = 13.857(576.8 x $10^4$)
S = 3.705(60.7 x $10^3$)

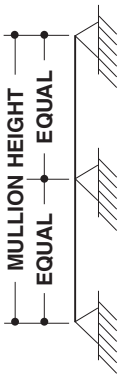


### TWIN SPAN

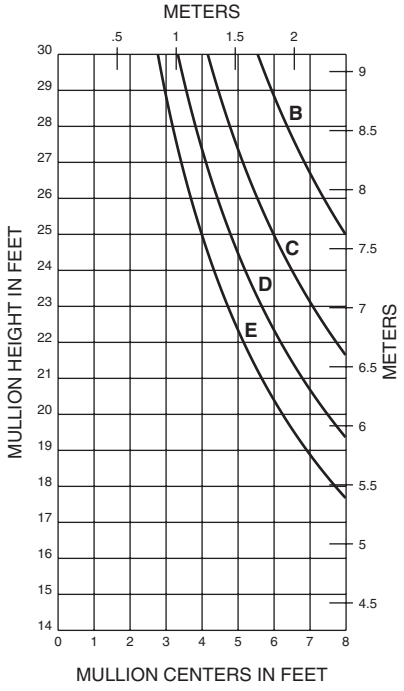


Laws and building and safety codes governing the design and use of Kawneer products, such as glazed entrance, window, and curtain wall products, vary widely. Kawneer does not control the selection of product configurations, operating hardware, or glazing materials, and assumes no responsibility therefor.

Kawneer reserves the right to change configuration without prior notice when deemed necessary for product improvement.
© 2013, Kawneer Company, Inc.

## (SHEAR BLOCK)

| | Allowable Stress Design Load | LRFD Ultimate Design Load |
|---|---|---|
| A = | 20 PSF (960) | 33 PSF (1580) |
| B = | 30 PSF (1440) | 50 PSF (2400) |
| C = | 40 PSF (1920) | 67 PSF (3200) |
| D = | 50 PSF (2400) | 83 PSF (4000) |
| E = | 60 PSF (2880) | 100 PSF (4790) |

### SINGLE SPAN

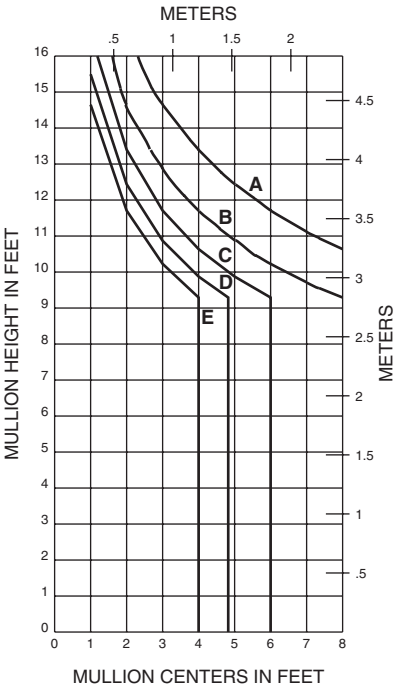

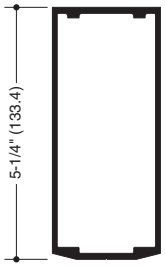


**165064**

I = 6.327(263.3 x $10^4$)

S = 2.409(39.5 x $10^3$)

### TWIN SPAN

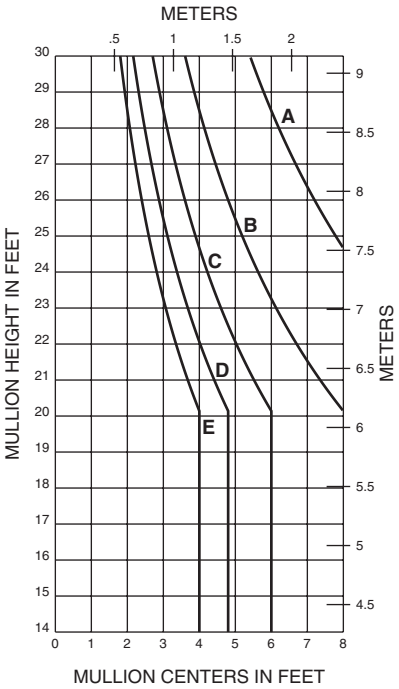


Laws and building and safety codes governing the design and use of Kawneer products, such as glazed entrance, window, and curtain wall products, vary widely. Kawneer does not control the selection of product configurations, operating hardware, or glazing materials, and assumes no responsibility therefor.

Kawneer reserves the right to change configuration without prior notice when deemed necessary for product improvement.

© 2013, Kawneer Company, Inc.

## (TYPE "A" SCREW SPLINE)

| | Allowable Stress Design Load | LRFD Ultimate Design Load |
|---|---|---|
| A = | 20 PSF (960) | 33 PSF (1580) |
| B = | 30 PSF (1440) | 50 PSF (2400) |
| C = | 40 PSF (1920) | 67 PSF (3200) |
| D = | 50 PSF (2400) | 83 PSF (4000) |
| E = | 60 PSF (2880) | 100 PSF (4790) |

### SINGLE SPAN

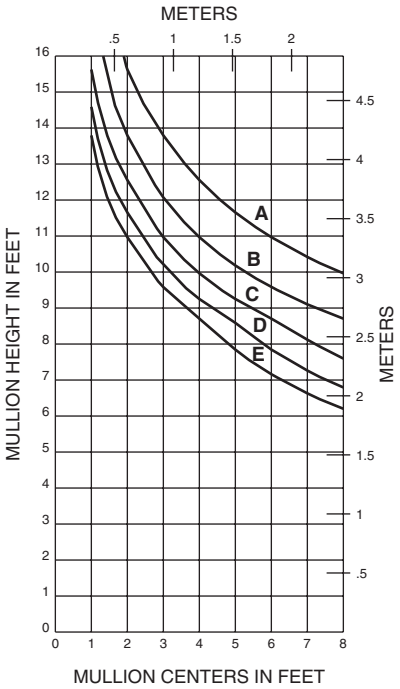


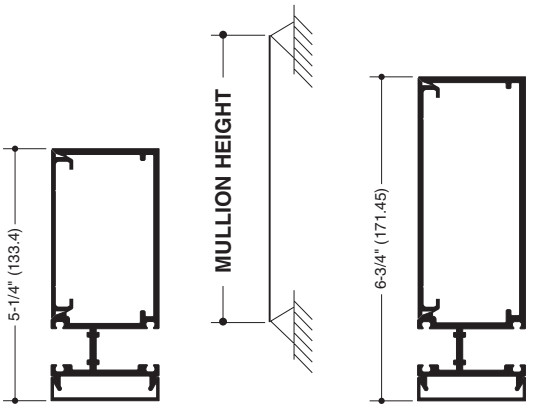


**165257 & 165016**
I = 5.203(216.6 x $10^4$)
S = 1.828(30.0 x $10^3$)

**165277 & 166010**
I = 10.964(456.4 x $10^4$)
S = 2.941(48.2 x $10^3$)

### SINGLE SPAN

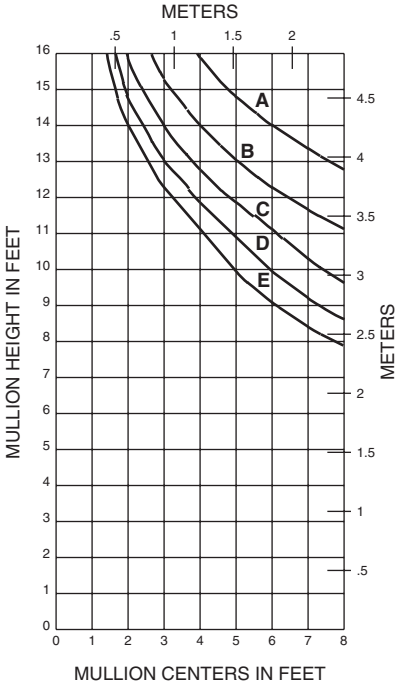


## (TYPE "B" SCREW SPLINE)

### SINGLE SPAN

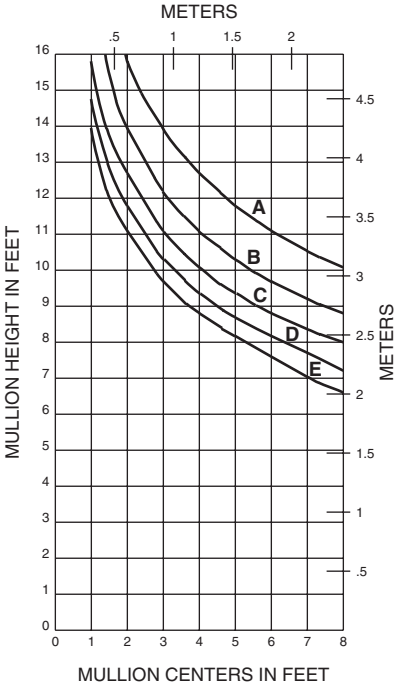


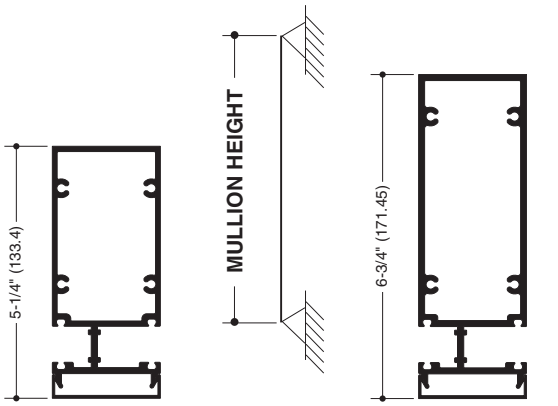


**165263**
I = 5.381(224.0 x $10^4$)
S = 2.058(33.7 x $10^3$)

**165274**
I = 12.108(504.0 x $10^4$)
S = 3.641(59.7 x $10^3$)

### SINGLE SPAN

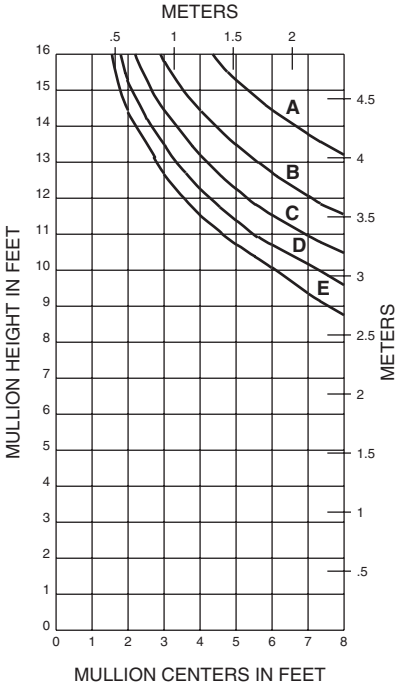


Laws and building and safety codes governing the design and use of Kawneer products, such as glazed entrance, window, and curtain wall products, vary widely. Kawneer does not control the selection of product configurations, operating hardware, or glazing materials, and assumes no responsibility therefor.

Kawneer reserves the right to change configuration without prior notice when deemed necessary for product improvement.
© 2013, Kawneer Company, Inc.

## (SHEAR BLOCK)

| | Allowable Stress Design Load | LRFD Ultimate Design Load |
|---|---|---|
| A = | 20 PSF (960) | 33 PSF (1580) |
| B = | 30 PSF (1440) | 50 PSF (2400) |
| C = | 40 PSF (1920) | 67 PSF (3200) |
| D = | 50 PSF (2400) | 83 PSF (4000) |
| E = | 60 PSF (2880) | 100 PSF (4790) |

### SINGLE SPAN

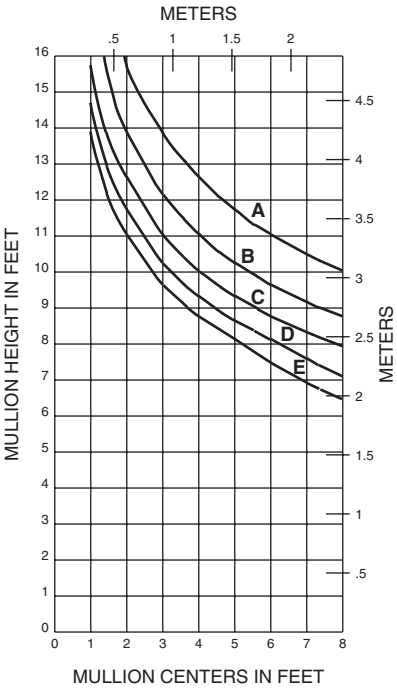

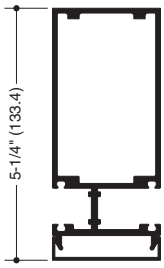


**165264**

I = 5.318(221.4 x $10^4$)
S = 1.996(32.7 x $10^3$)

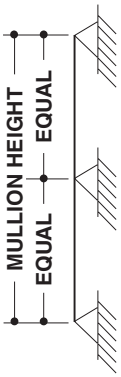


### TWIN SPAN

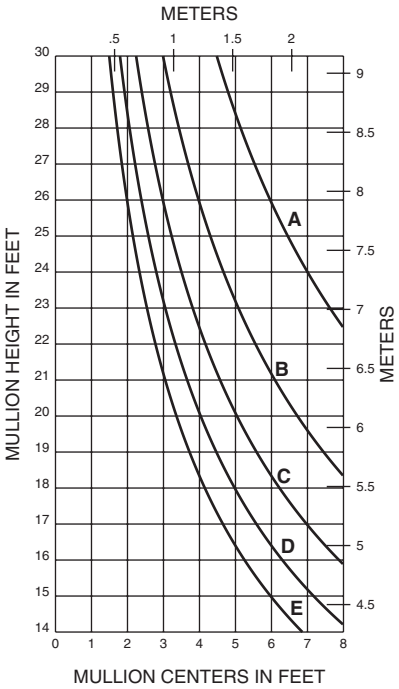


### SINGLE SPAN

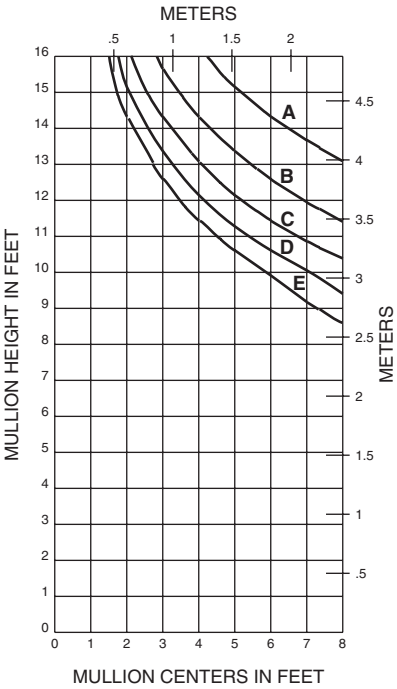

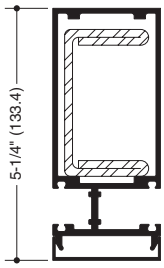


**165264 & 162362 Steel**

Ia = 5.318(221.4 x $10^4$)
Sa = 1.996(32.7 x $10^3$)
Is = 2.228(92.7 x $10^4$)
Ss = 1.456(23.9 x $10^3$)

### TWIN SPAN

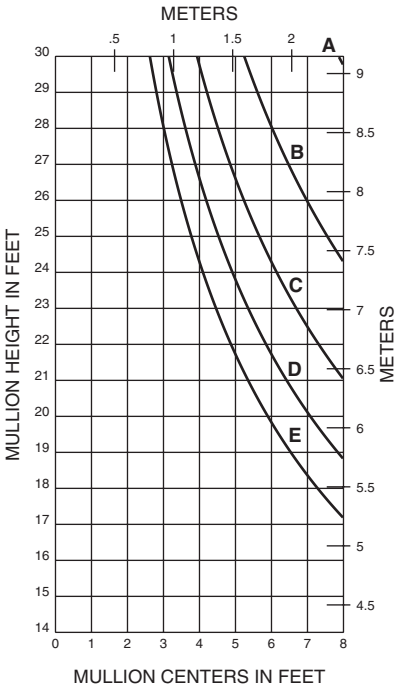


Laws and building and safety codes governing the design and use of Kawneer products, such as glazed entrance, window, and curtain wall products, vary widely. Kawneer does not control the selection of product configurations, operating hardware, or glazing materials, and assumes no responsibility therefor.

Kawneer reserves the right to change configuration without prior notice when deemed necessary for product improvement.

© 2013, Kawneer Company, Inc.

# 2250 IG (Inside Glazed) Curtain Wall System

WIND LOAD CHARTS (1/4" INFILL)

## (SHEAR BLOCK)

| | Allowable Stress Design Load | LRFD Ultimate Design Load |
|---|---|---|
| A = | 20 PSF (960) | 33 PSF (1580) |
| B = | 30 PSF (1440) | 50 PSF (2400) |
| C = | 40 PSF (1920) | 67 PSF (3200) |
| D = | 50 PSF (2400) | 83 PSF (4000) |
| E = | 60 PSF (2880) | 100 PSF (4790) |

### SINGLE SPAN

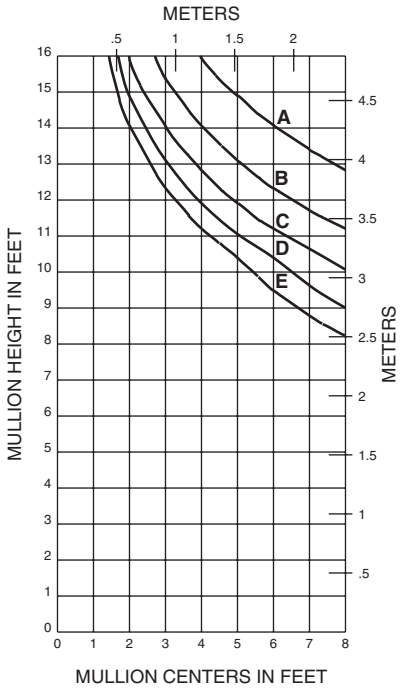

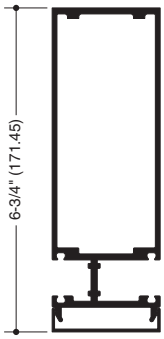


**165279**

I = 11.101(462.1 x $10^4$)
S = 3.211(52.6 x $10^3$)

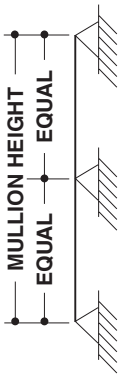


### TWIN SPAN

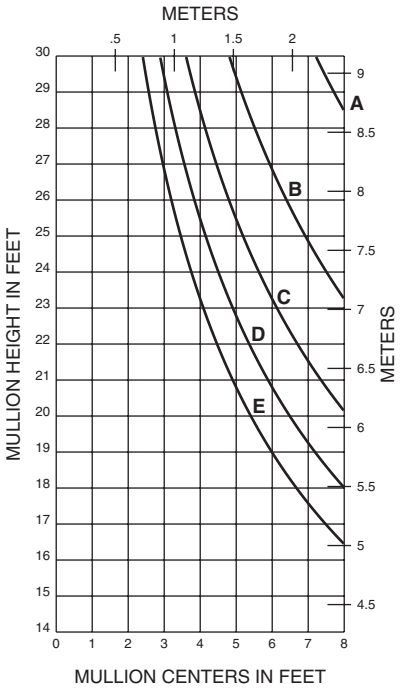


Laws and building and safety codes governing the design and use of Kawneer products, such as glazed entrance, window, and curtain wall products, vary widely. Kawneer does not control the selection of product configurations, operating hardware, or glazing materials, and assumes no responsibility therefor.

Kawneer reserves the right to change configuration without prior notice when deemed necessary for product improvement.

© 2013, Kawneer Company, Inc.

**A** - 1/4" GLASS (1/8 POINT LOADING)
**B** - 1/4" GLASS (1/4 POINT LOADING)

**B** - 1" GLASS (1/8 POINT LOADING)
**C** - 1" GLASS (1/4 POINT LOADING)

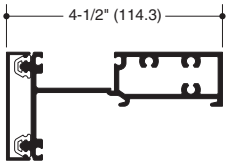


**165115**
I = 0.405(16.9 x $10^4$)
S = 0.263(4.3 x $10^3$)

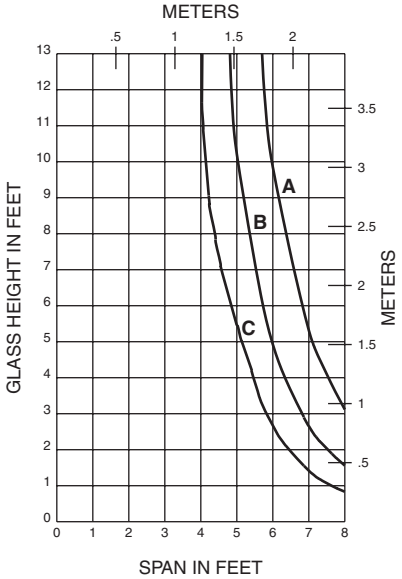


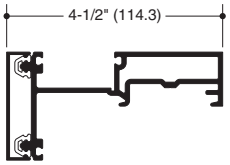


**165162**
I = 0.373(14.5 x $10^4$)
S = 0.242(4.0 x $10^3$)

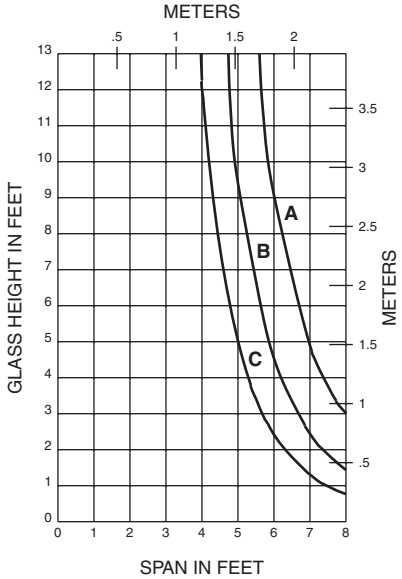


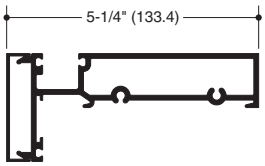


**165259**
I = 0.475(19.8 x $10^4$)
S = 0.306(5.0 x $10^3$)

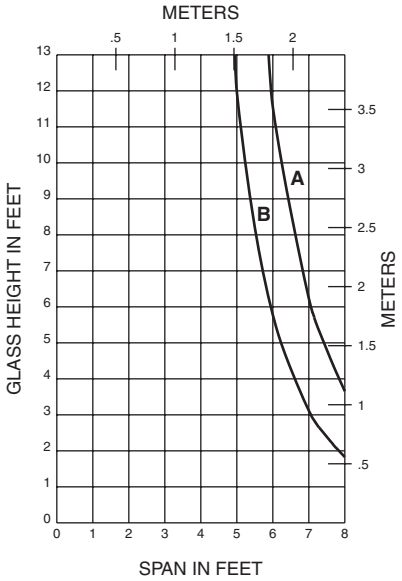


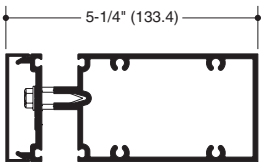


**165221**
I = 1.202(50.0 x $10^4$)
S = 1.053(17.3 x $10^3$)

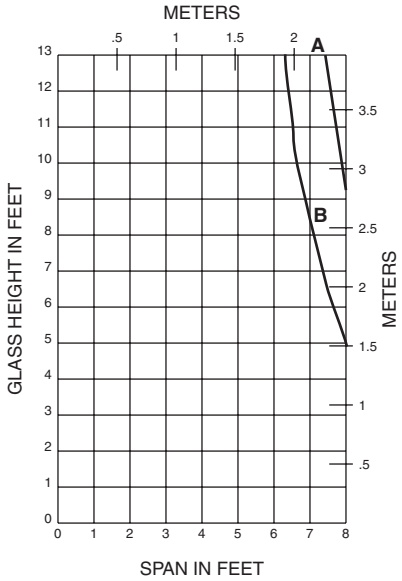


Laws and building and safety codes governing the design and use of Kawneer products, such as glazed entrance, window, and curtain wall products, vary widely. Kawneer does not control the selection of product configurations, operating hardware, or glazing materials, and assumes no responsibility therefor.

Kawneer reserves the right to change configuration without prior notice when deemed necessary for product improvement.

© 2013, Kawneer Company, Inc.

**A** - 1/4" GLASS (1/8 POINT LOADING)
**B** - 1/4" GLASS (1/4 POINT LOADING)

**B** - 1" GLASS (1/8 POINT LOADING)
**C** - 1" GLASS (1/4 POINT LOADING)

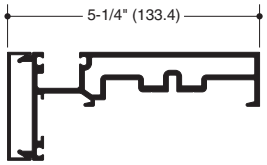


**165262**
I = 0.457(19.0 x $10^4$)
S = 0.280(4.6 x $10^3$)

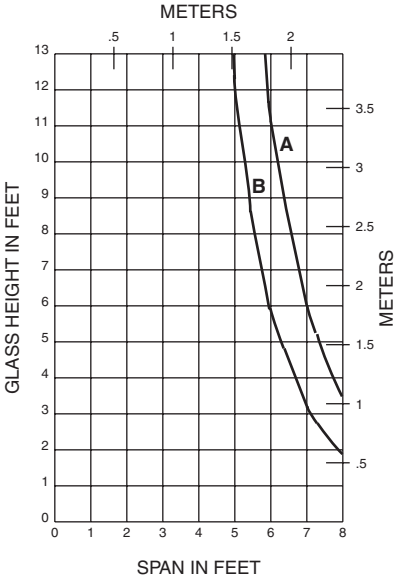


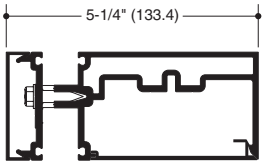


**165223**
I = 0.546(22.7 x $10^4$)
S = 0.359(5.9 x $10^3$)

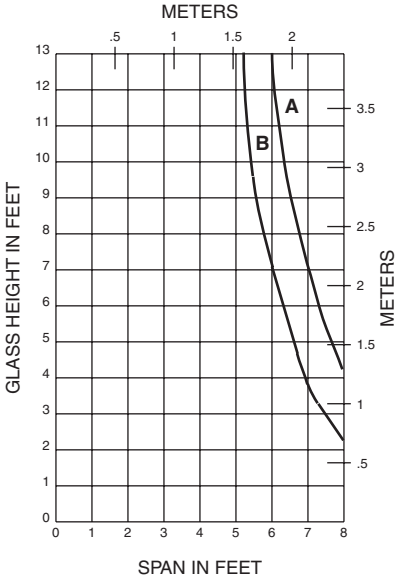


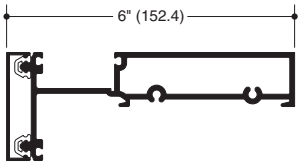


**165111**
I = 0.463(19.3 x $10^4$)
S = 0.299(4.9 x $10^3$)

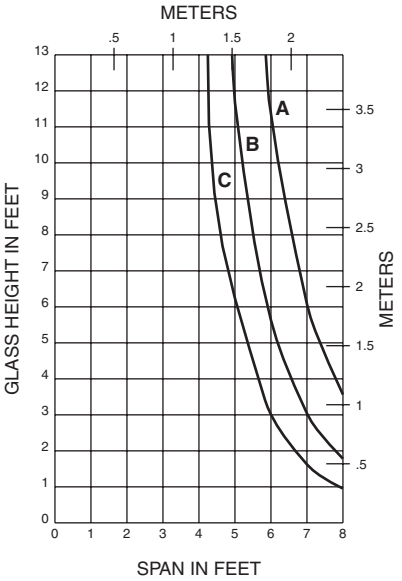


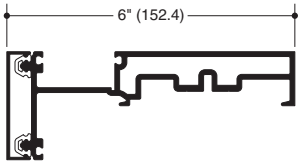


**165102**
I = 0.447(18.6 x $10^4$)
S = 0.276(4.5 x $10^3$)

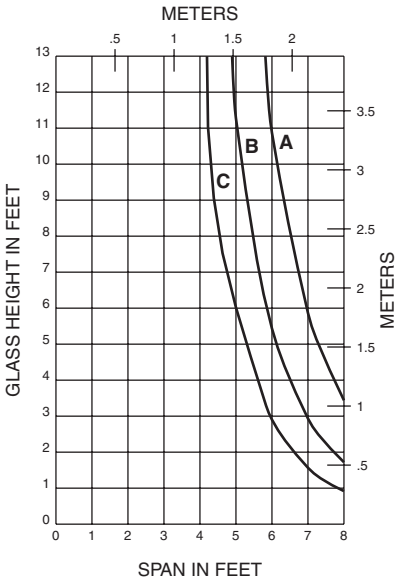


Laws and building and safety codes governing the design and use of Kawneer products, such as glazed entrance, window, and curtain wall products, vary widely. Kawneer does not control the selection of product configurations, operating hardware, or glazing materials, and assumes no responsibility therefor.

Kawneer reserves the right to change configuration without prior notice when deemed necessary for product improvement.
© 2013, Kawneer Company, Inc.

**A** - 1/4" GLASS (1/8 POINT LOADING)
**B** - 1/4" GLASS (1/4 POINT LOADING)

**B** - 1" GLASS (1/8 POINT LOADING)
**C** - 1" GLASS (1/4 POINT LOADING)

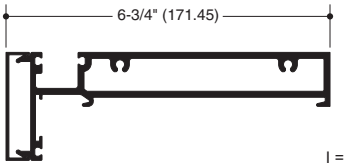


**165275**
I = 0.589(24.5 x $10^4$)
S = 0.356(5.8 x $10^3$)

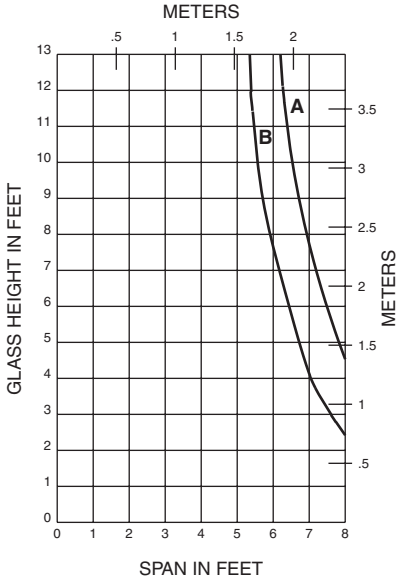


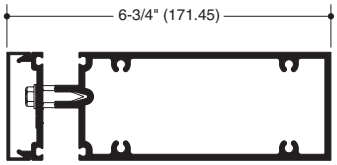


**165250**
I = 1.882(79.3 x $10^4$)
S = 1.651(27.1 x $10^3$)

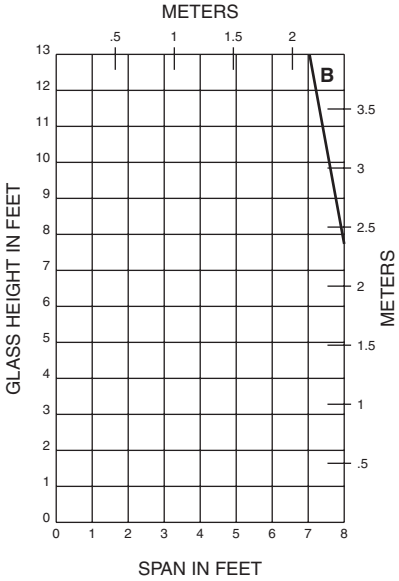


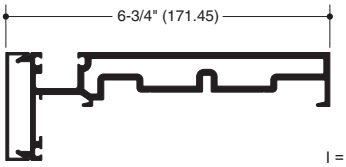


**165272**
I = 0.539(22.4 x $10^4$)
S = 0.319(5.2 x $10^3$)

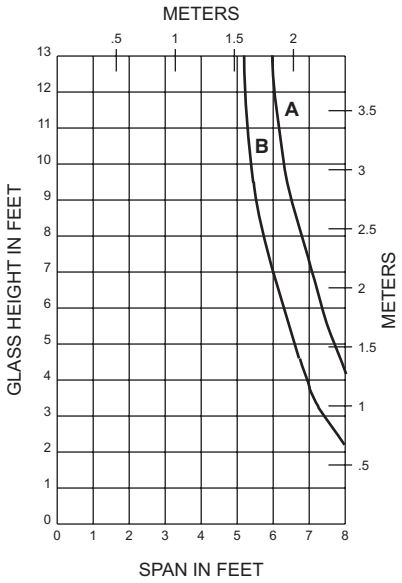


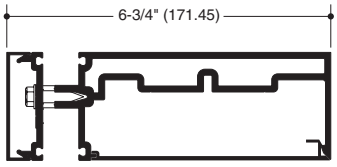


**165253**
I = 0.654(27.2 x $10^4$)
S = 0.406(6.7 x $10^3$)

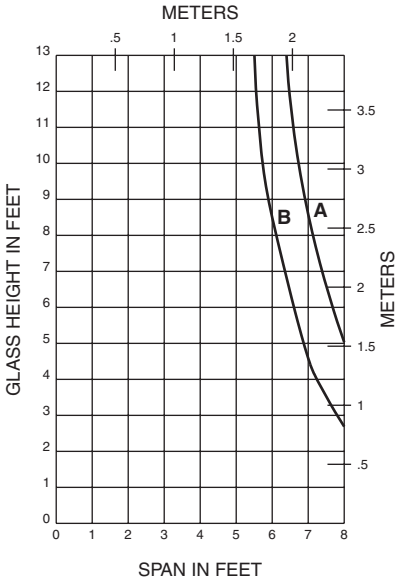


Laws and building and safety codes governing the design and use of Kawneer products, such as glazed entrance, window, and curtain wall products, vary widely. Kawneer does not control the selection of product configurations, operating hardware, or glazing materials, and assumes no responsibility therefor.

Kawneer reserves the right to change configuration without prior notice when deemed necessary for product improvement.

© 2013, Kawneer Company, Inc.

**A** - 1/4" GLASS (1/8 POINT LOADING)
**B** - 1/4" GLASS (1/4 POINT LOADING)

**B** - 1" GLASS (1/8 POINT LOADING)
**C** - 1" GLASS (1/4 POINT LOADING)

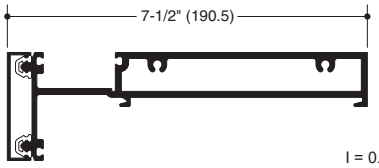


**165133**
I = 0.583(24.3 x $10^4$)
S = 0.355(5.8 x $10^3$)

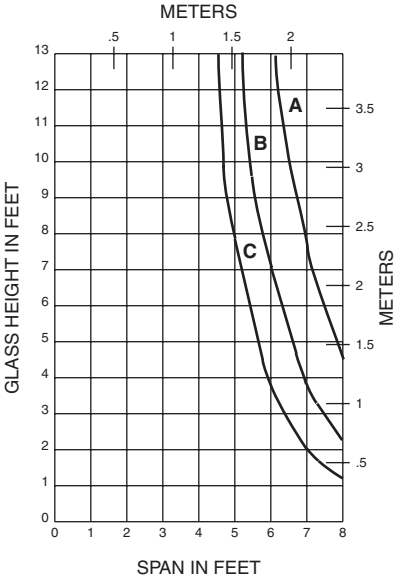


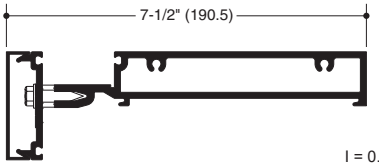


**165069**
I = 0.332(13.8 x $10^4$)
S = 0.527(8.6 x $10^3$)

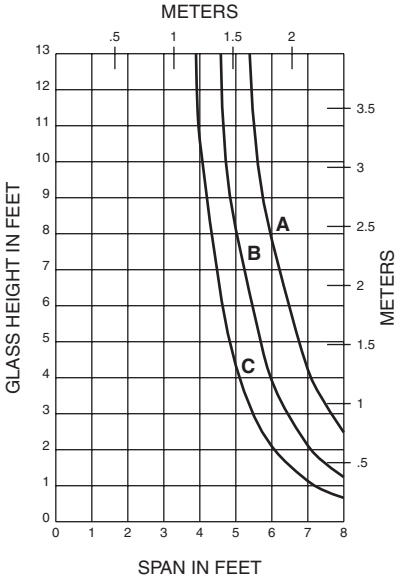


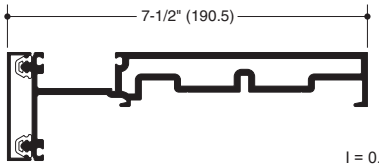


**165137**
I = 0.534(22.2 x $10^4$)
S = 0.318(5.2 x $10^3$)

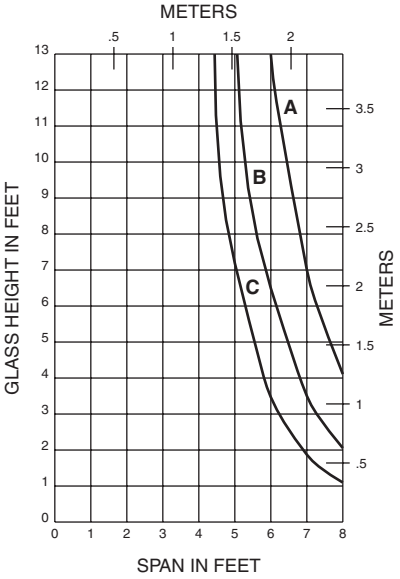


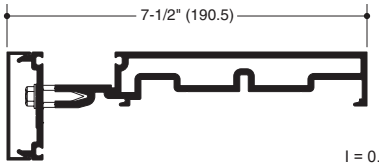


**165057**
I = 0.251(10.5 x $10^4$)
S = 0.383(6.3 x $10^3$)

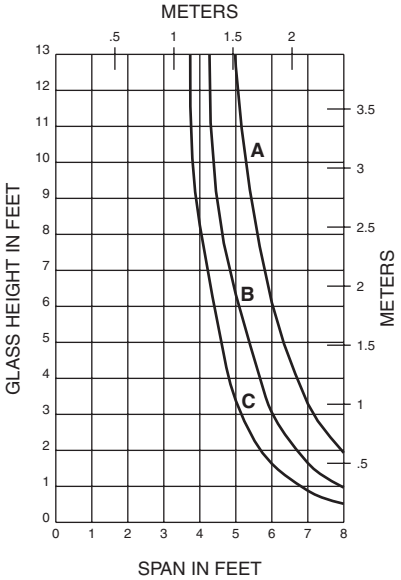


Laws and building and safety codes governing the design and use of Kawneer products, such as glazed entrance, window, and curtain wall products, vary widely. Kawneer does not control the selection of product configurations, operating hardware, or glazing materials, and assumes no responsibility therefor.

Kawneer reserves the right to change configuration without prior notice when deemed necessary for product improvement.
© 2013, Kawneer Company, Inc.

## Project Specific U-Factor
## Example Calculation

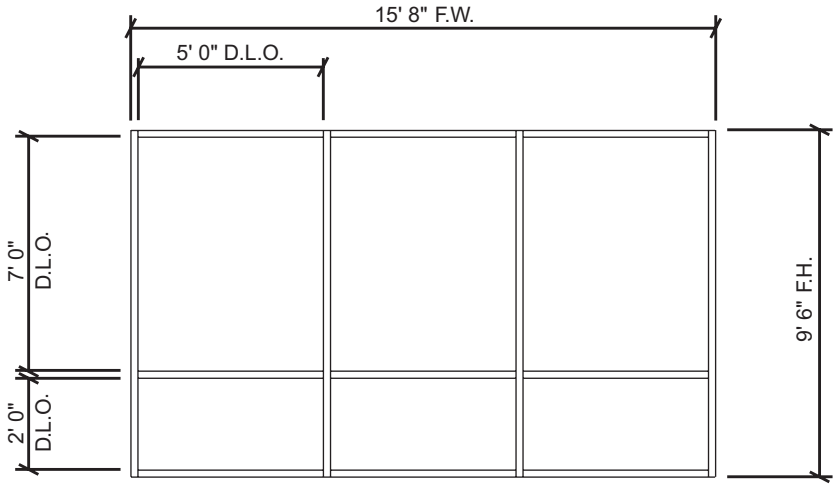


| | |
|---|---|
| Example Glass U-Factor | = 0.42 Btu/(ft²·h·°F) |
| Total Daylight (Vision) Area | = 3(5' x 7') + 3(5' x 2') = 135 ft² |
| Projected Total Area | = 15' 8" x 9' 6" = 148.83 ft² |
| Percent of Vision Glass | = (Total Daylight Area ÷ Projected Total Area)100<br>= (135 ÷ 148.83)100 = 91% |

## System U-factor vs Percent of Glass Area




***Based on 91% glass and center of glass U-factor of 0.42 system U-factor is equal to 0.49*** **Btu/hr·ft²·°F**



Laws and building and safety codes governing the design and use of Kawneer products, such as glazed entrance, window, and curtain wall products, vary widely. Kawneer does not control the selection of product configurations, operating hardware, or glazing materials, and assumes no responsibility therefor.

Kawneer reserves the right to change configuration without prior notice when deemed necessary for product improvement.

© 2013, Kawneer Company, Inc.

## Captured Shear Block Option
## 1" Double Glazed - Warm-Edge Glazing Spacer

**Note:**
Values in parentheses are metric.
COG = Center of Glass.
Charts are generated per AAMA 507

### System U-Factor for Vision Glass

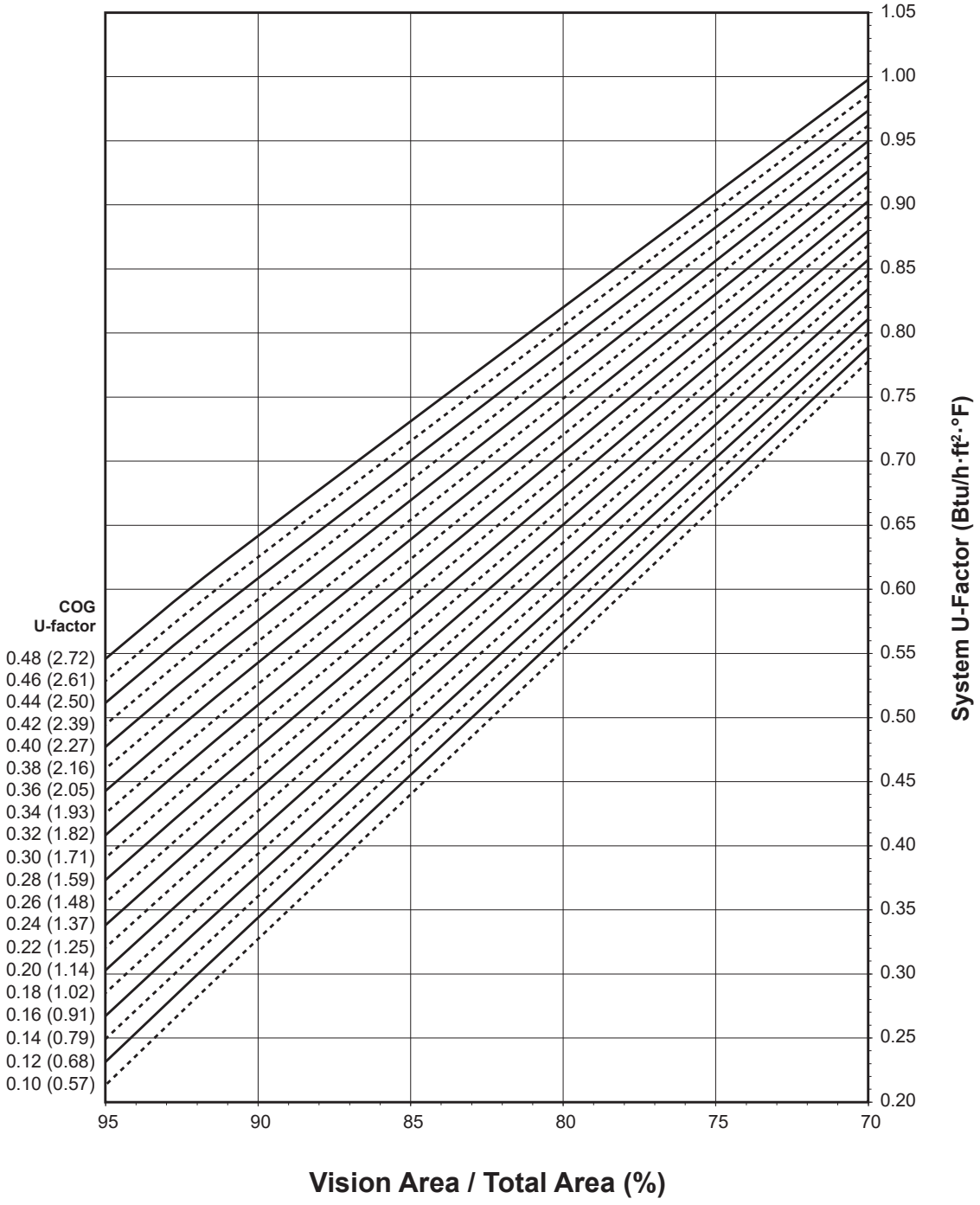


**Notes for System U-factor, SHGC and VT charts:**
For glass values that are not listed, linear interpolation is permitted.
Glass properties are based on center of glass values and are obtained from your glass supplier.

Laws and building and safety codes governing the design and use of Kawneer products, such as glazed entrance, window, and curtain wall products, vary widely. Kawneer does not control the selection of product configurations, operating hardware, or glazing materials, and assumes no responsibility therefor.

Kawneer reserves the right to change configuration without prior notice when deemed necessary for product improvement.

© 2013, Kawneer Company, Inc.

## Captured Shear Block Option
## 1" Double Glazed - Warm-Edge Glazing Spacer

### System Solar Heat Gain Coefficient (SHGC) vs Percent of Vision Area

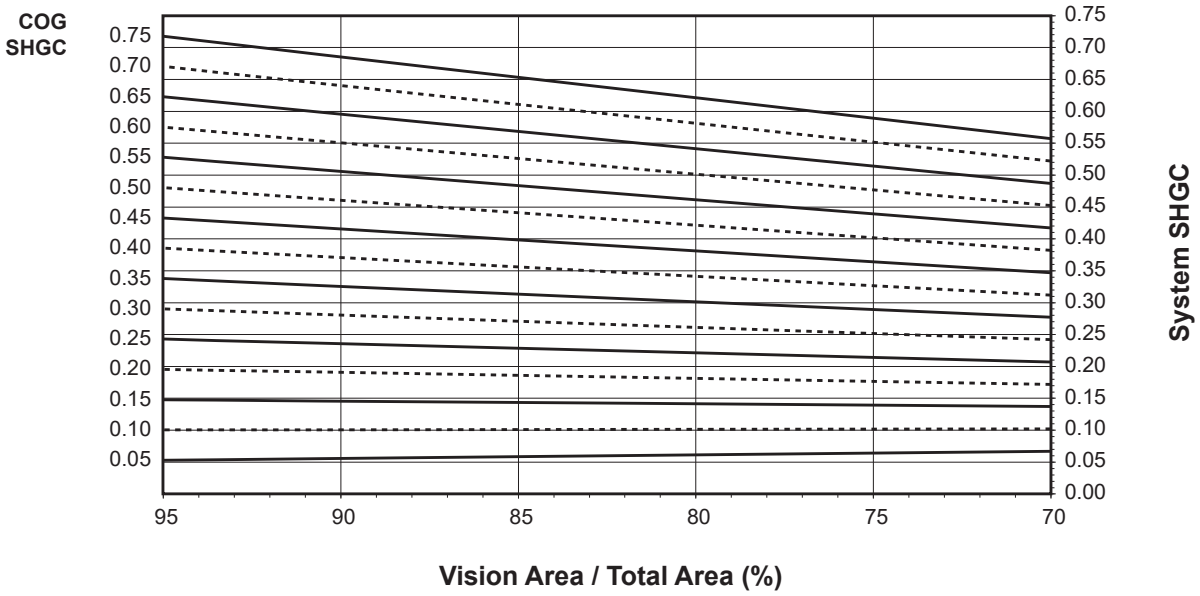


### System Visible Transmittance (VT) vs Percent of Vision Area

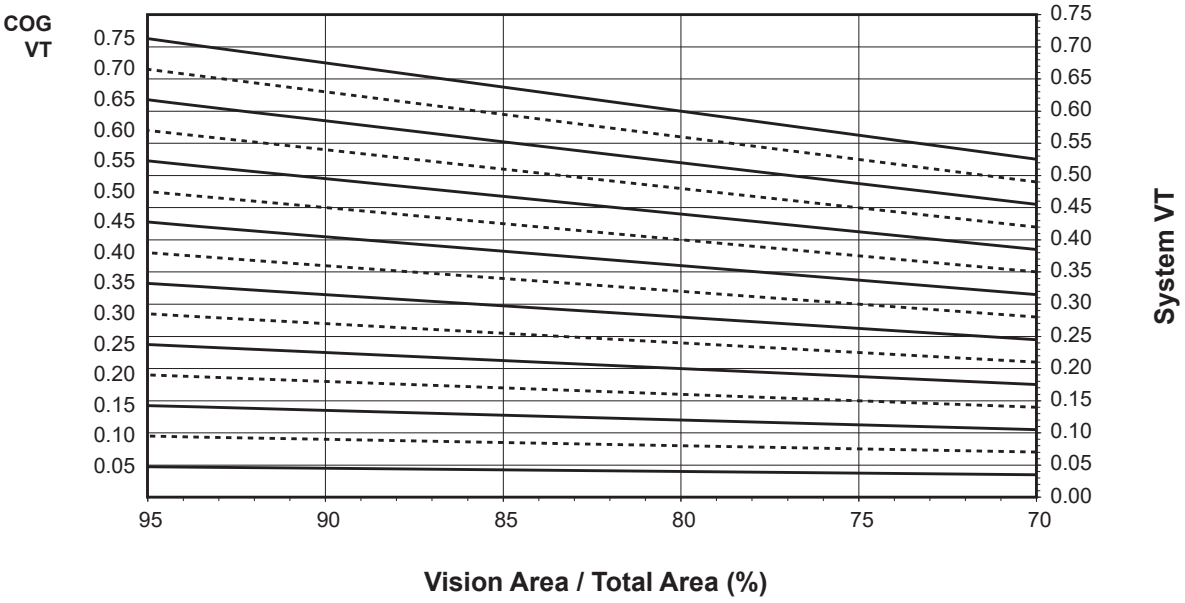


Laws and building and safety codes governing the design and use of Kawneer products, such as glazed entrance, window, and curtain wall products, vary widely. Kawneer does not control the selection of product configurations, operating hardware, or glazing materials, and assumes no responsibility therefor.

Kawneer reserves the right to change configuration without prior notice when deemed necessary for product improvement.

© 2013, Kawneer Company, Inc.

Laws and building and safety codes governing the design and use of Kawneer products, such as glazed entrance, window, and curtain wall products, vary widely. Kawneer does not control the selection of product configurations, operating hardware, or glazing materials, and assumes no responsibility therefor.

Kawneer reserves the right to change configuration without prior notice when deemed necessary for product improvement.
© 2013, Kawneer Company, Inc.

## Thermal Transmittance [1] (BTU/hr • ft [2] • °F)

| Glass U-Factor [3] | Overall U-Factor [4] |
|---|---|
| 0.48 | 0.63 |
| 0.46 | 0.61 |
| 0.44 | 0.60 |
| 0.42 | 0.58 |
| 0.40 | 0.56 |
| 0.38 | 0.55 |
| 0.36 | 0.53 |
| 0.34 | 0.52 |
| 0.32 | 0.50 |
| 0.30 | 0.48 |
| 0.28 | 0.47 |
| 0.26 | 0.45 |
| 0.24 | 0.43 |
| 0.22 | 0.42 |
| 0.20 | 0.40 |
| 0.18 | 0.38 |
| 0.16 | 0.36 |
| 0.14 | 0.35 |
| 0.12 | 0.33 |
| 0.10 | 0.31 |

## Captured Shear Block Option
## 1" Double Glazed
## Warm-Edge Glazing Spacer

**NOTE:** For glass values that are not listed, linear interpolation is permitted.

1. U-Factors are determined in accordance with NFRC 100.
2. SHGC and VT values are determined in accordance with NFRC 200.
3. Glass properties are based on center of glass values and are obtained from your glass supplier.
4. Overall U-Factor, SHGC, and VT Matricies are based on the standard NFRC specimen size of 2,000 mm wide by 2,000 mm high (78-3/4" by 78-3/4").

## SHGC Matrix [2]

| Glass SHGC [3] | Overall SHGC [4] |
|---|---|
| 0.75 | 0.69 |
| 0.70 | 0.64 |
| 0.65 | 0.60 |
| 0.60 | 0.55 |
| 0.55 | 0.51 |
| 0.50 | 0.46 |
| 0.45 | 0.42 |
| 0.40 | 0.37 |
| 0.35 | 0.33 |
| 0.30 | 0.28 |
| 0.25 | 0.24 |
| 0.20 | 0.19 |
| 0.15 | 0.15 |
| 0.10 | 0.10 |
| 0.05 | 0.06 |

## Visible Transmittance [2]

| Glass VT [3] | Overall VT [4] |
|---|---|
| 0.75 | 0.68 |
| 0.70 | 0.63 |
| 0.65 | 0.59 |
| 0.60 | 0.54 |
| 0.55 | 0.50 |
| 0.50 | 0.45 |
| 0.45 | 0.41 |
| 0.40 | 0.36 |
| 0.35 | 0.32 |
| 0.30 | 0.27 |
| 0.25 | 0.23 |
| 0.20 | 0.18 |
| 0.15 | 0.14 |
| 0.10 | 0.09 |
| 0.05 | 0.05 |

## Captured Shear Block Option
## 1" Double Glazed - Aluminum Glazing Spacer

**Note:**
Values in parentheses are metric.
COG = Center of Glass.
Charts are generated per AAMA 507

### System U-Factor for Vision Glass

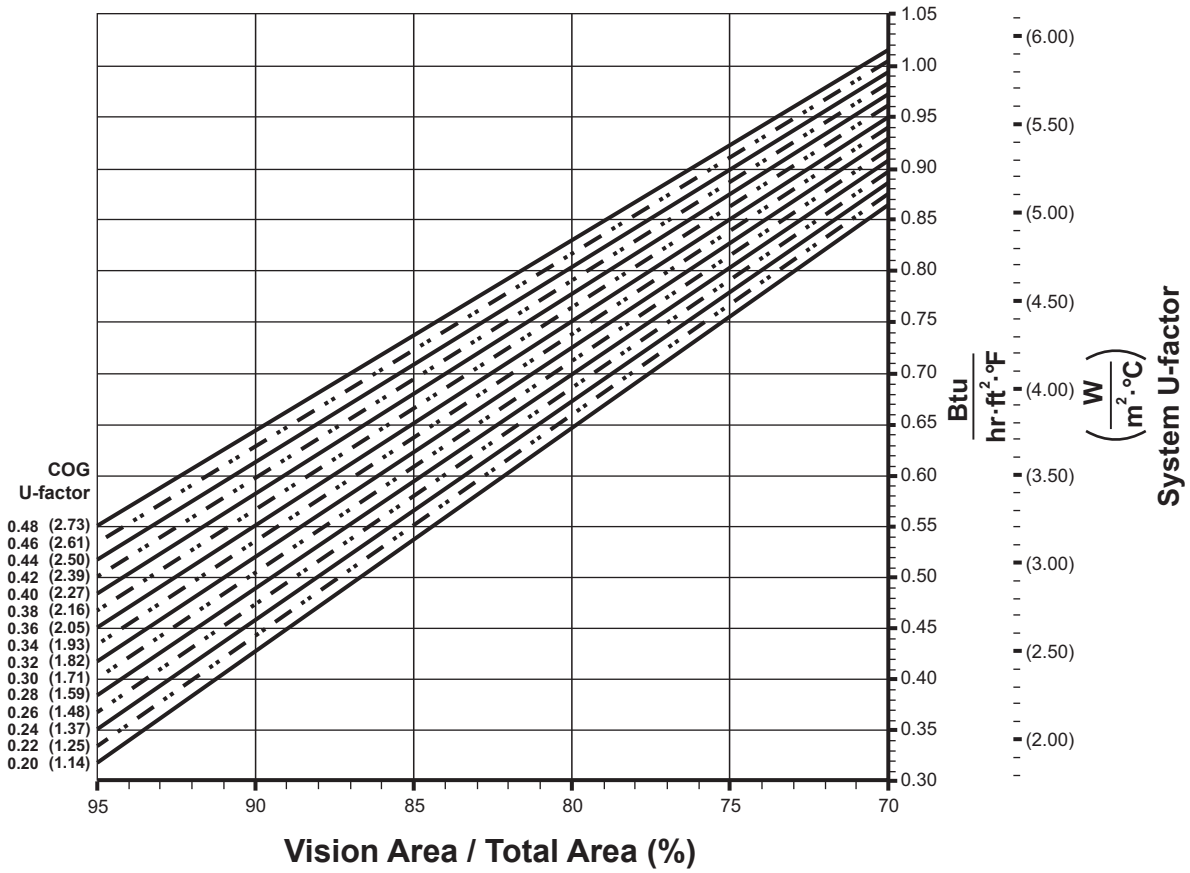


**Notes for System U-factor, SHGC and VT charts:**
For glass values that are not listed, linear interpolation is permitted.
Glass properties are based on center of glass values and are obtained from your glass supplier.

Laws and building and safety codes governing the design and use of Kawneer products, such as glazed entrance, window, and curtain wall products, vary widely. Kawneer does not control the selection of product configurations, operating hardware, or glazing materials, and assumes no responsibility therefor.

Kawneer reserves the right to change configuration without prior notice when deemed necessary for product improvement.

© 2013, Kawneer Company, Inc.

## Captured Shear Block Option
## 1" Double Glazed - Aluminum Glazing Spacer

### System Solar Heat Gain Coefficient (SHGC) vs Percent of Vision Area

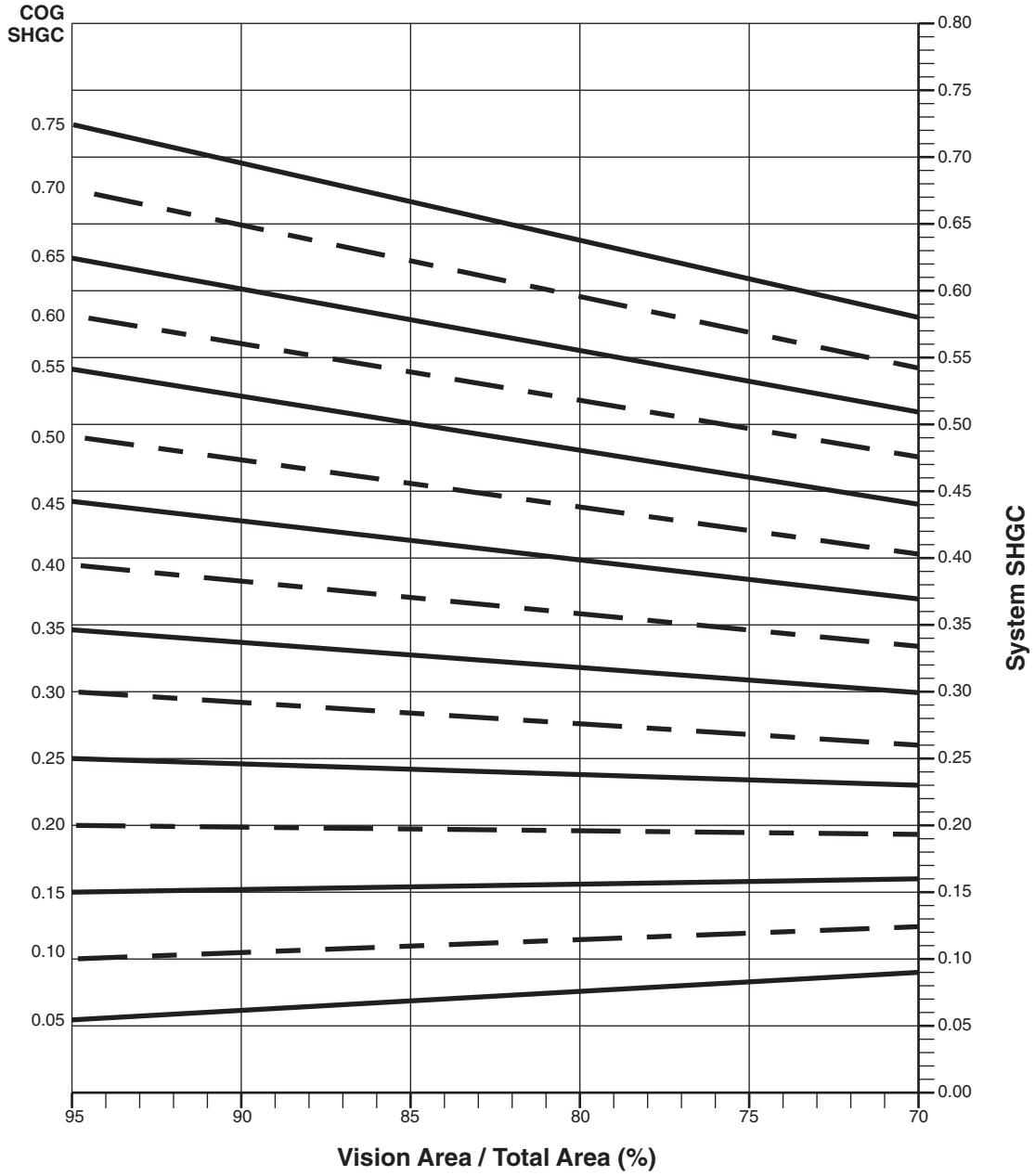


Charts are generated per AAMA 507

Laws and building and safety codes governing the design and use of Kawneer products, such as glazed entrance, window, and curtain wall products, vary widely. Kawneer does not control the selection of product configurations, operating hardware, or glazing materials, and assumes no responsibility therefor.

Kawneer reserves the right to change configuration without prior notice when deemed necessary for product improvement.

© 2013, Kawneer Company, Inc.

## Captured Shear Block Option
## 1" Double Glazed - Aluminum Glazing Spacer

### System Visible Transmittance (VT) vs Percent of Vision Area

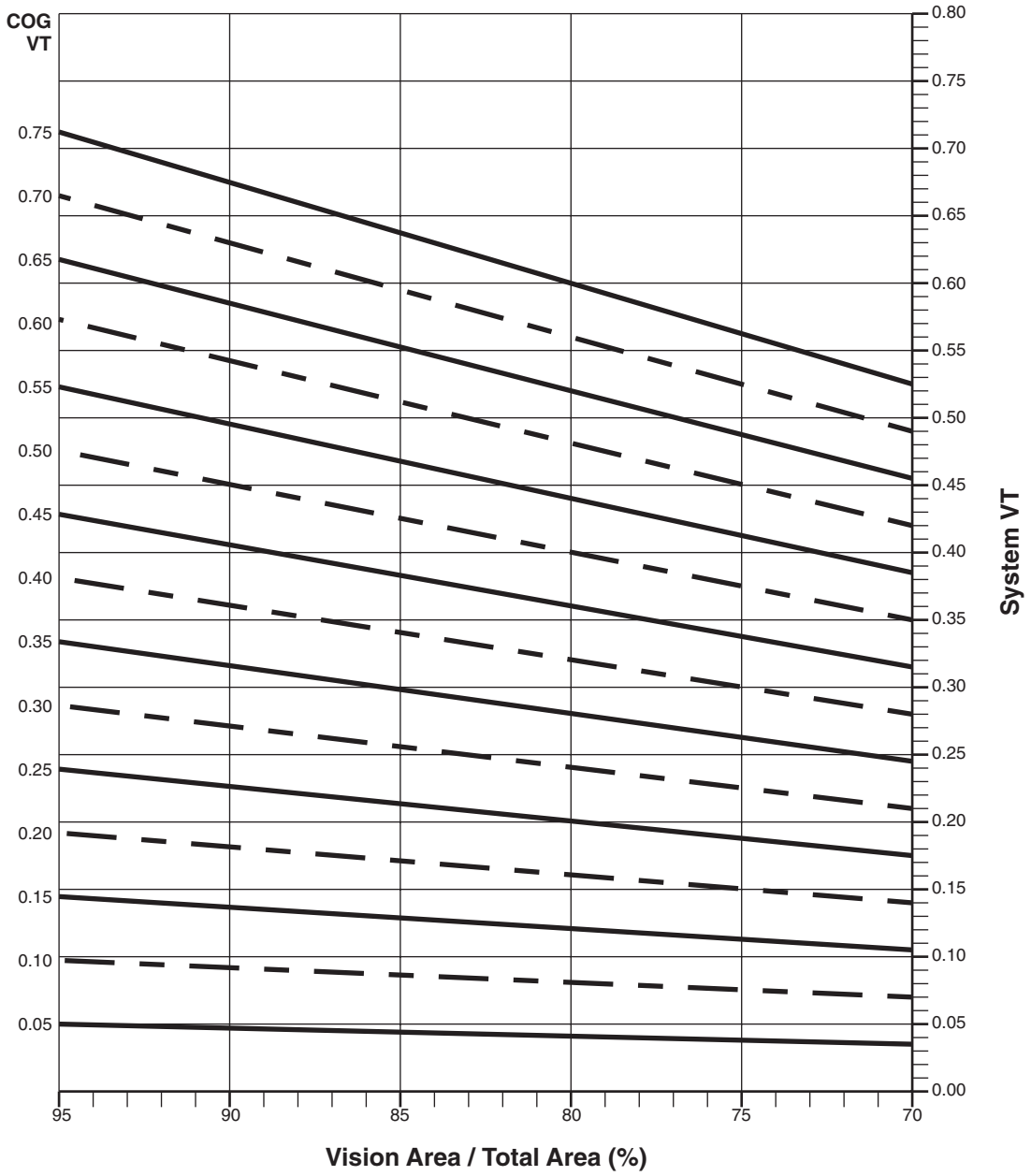


Charts are generated per AAMA 507

Laws and building and safety codes governing the design and use of Kawneer products, such as glazed entrance, window, and curtain wall products, vary widely. Kawneer does not control the selection of product configurations, operating hardware, or glazing materials, and assumes no responsibility therefor.

Kawneer reserves the right to change configuration without prior notice when deemed necessary for product improvement.

© 2013, Kawneer Company, Inc.

## Thermal Transmittance [1] (BTU/hr • ft [2] • °F)

| Glass U-Factor [3] | Overall U-Factor [4] |
|---|---|
| 0.48 | 0.64 |
| 0.46 | 0.62 |
| 0.44 | 0.60 |
| 0.42 | 0.59 |
| 0.40 | 0.57 |
| 0.38 | 0.56 |
| 0.36 | 0.54 |
| 0.34 | 0.52 |
| 0.32 | 0.51 |
| 0.30 | 0.49 |
| 0.28 | 0.47 |
| 0.26 | 0.46 |
| 0.24 | 0.44 |
| 0.22 | 0.43 |
| 0.20 | 0.41 |

### Captured Shear Block Option
### 1" Double Glazed
### Aluminum Glazing Spacer

**NOTE:** For glass values that are not listed, linear interpolation is permitted.

1. U-Factors are determined in accordance with NFRC 100.
2. SHGC and VT values are determined in accordance with NFRC 200.
3. Glass properties are based on center of glass values and are obtained from your glass supplier.
4. Overall U-Factor, SHGC, and VT Matricies are based on the standard NFRC specimen size of 2,000 mm wide by 2,000 mm high (78-3/4" by 78-3/4").

## SHGC Matrix [2]

| Glass SHGC [3] | Overall SHGC [4] |
|---|---|
| 0.75 | 0.70 |
| 0.70 | 0.65 |
| 0.65 | 0.61 |
| 0.60 | 0.56 |
| 0.55 | 0.52 |
| 0.50 | 0.47 |
| 0.45 | 0.42 |
| 0.40 | 0.38 |
| 0.35 | 0.33 |
| 0.30 | 0.29 |
| 0.25 | 0.24 |
| 0.20 | 0.20 |
| 0.15 | 0.15 |
| 0.10 | 0.11 |
| 0.05 | 0.06 |

## Visible Transmittance [2]

| Glass VT [3] | Overall VT [4] |
|---|---|
| 0.75 | 0.68 |
| 0.70 | 0.63 |
| 0.65 | 0.59 |
| 0.60 | 0.54 |
| 0.55 | 0.50 |
| 0.50 | 0.45 |
| 0.45 | 0.41 |
| 0.40 | 0.36 |
| 0.35 | 0.32 |
| 0.30 | 0.27 |
| 0.25 | 0.23 |
| 0.20 | 0.18 |
| 0.15 | 0.14 |
| 0.10 | 0.09 |
| 0.05 | 0.05 |

Laws and building and safety codes governing the design and use of Kawneer products, such as glazed entrance, window, and curtain wall products, vary widely. Kawneer does not control the selection of product configurations, operating hardware, or glazing materials, and assumes no responsibility therefor.

Kawneer reserves the right to change configuration without prior notice when deemed necessary for product improvement.

© 2013, Kawneer Company, Inc.

## Captured Ribbon Window Option
## 1" Double Glazed - Warm-Edge Glazing Spacer

**Note:**
Values in parentheses are metric.
COG = Center of Glass.
Charts are generated per AAMA 507

### System U-Factor for Vision Glass

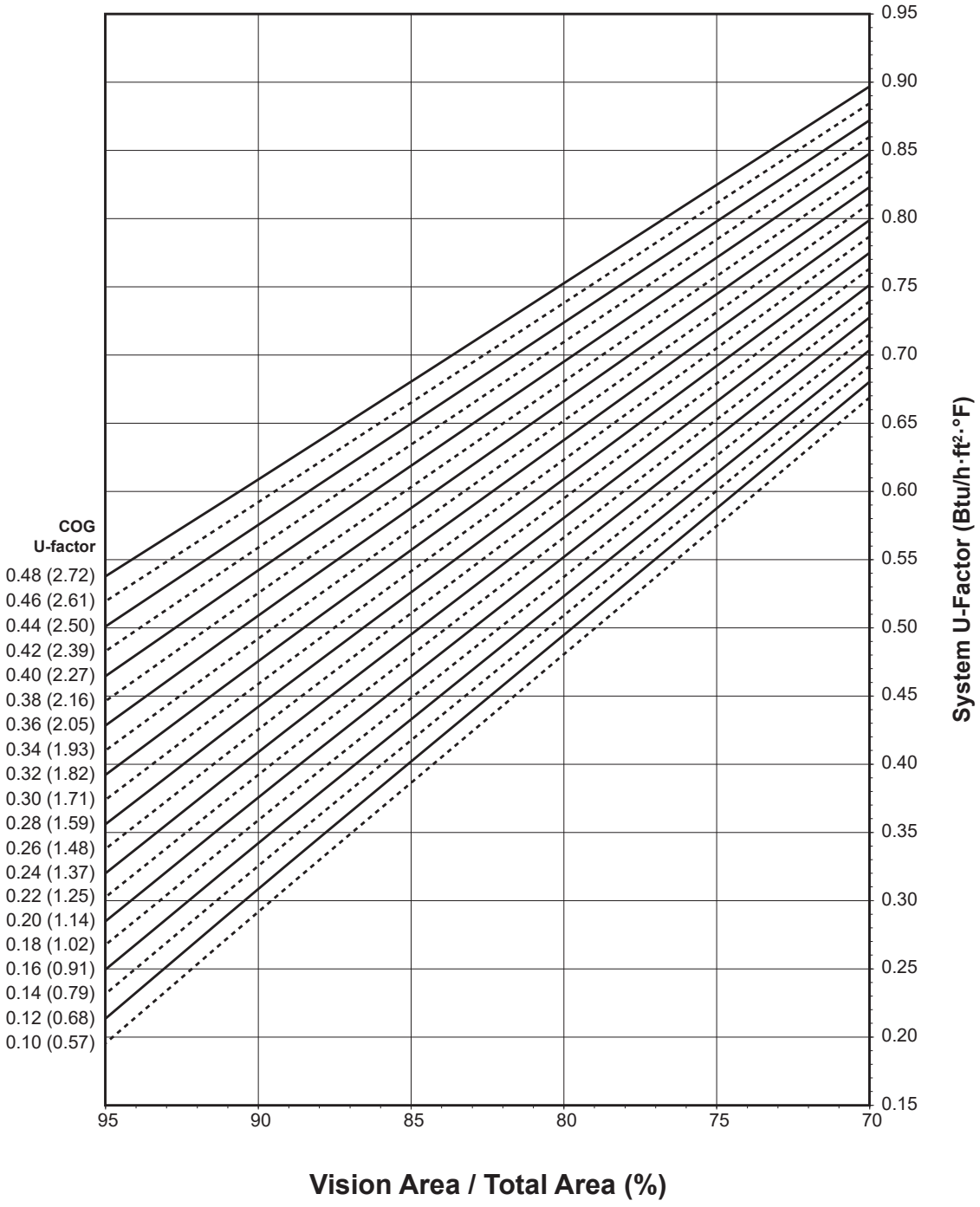


**Notes for System U-factor, SHGC and VT charts:**
For glass values that are not listed, linear interpolation is permitted.
Glass properties are based on center of glass values and are obtained from your glass supplier.

Laws and building and safety codes governing the design and use of Kawneer products, such as glazed entrance, window, and curtain wall products, vary widely. Kawneer does not control the selection of product configurations, operating hardware, or glazing materials, and assumes no responsibility therefor.

Kawneer reserves the right to change configuration without prior notice when deemed necessary for product improvement.

© 2013, Kawneer Company, Inc.

## Captured Ribbon Window Option
## 1" Double Glazed - Warm-Edge Glazing Spacer

### System Solar Heat Gain Coefficient (SHGC) vs Percent of Vision Area

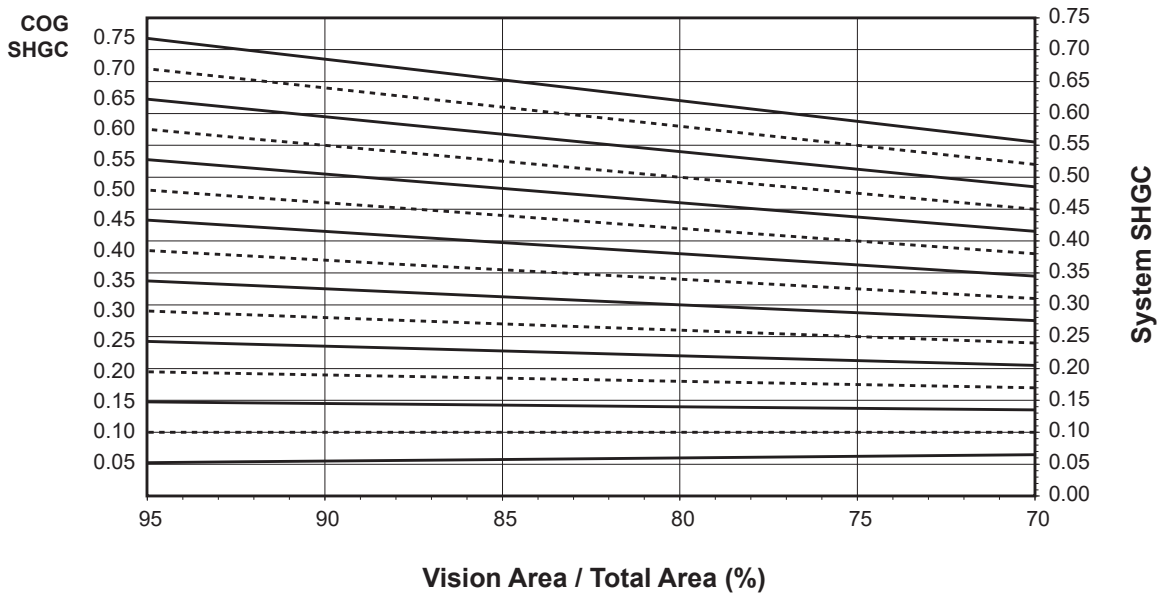


### System Visible Transmittance (VT) vs Percent of Vision Area

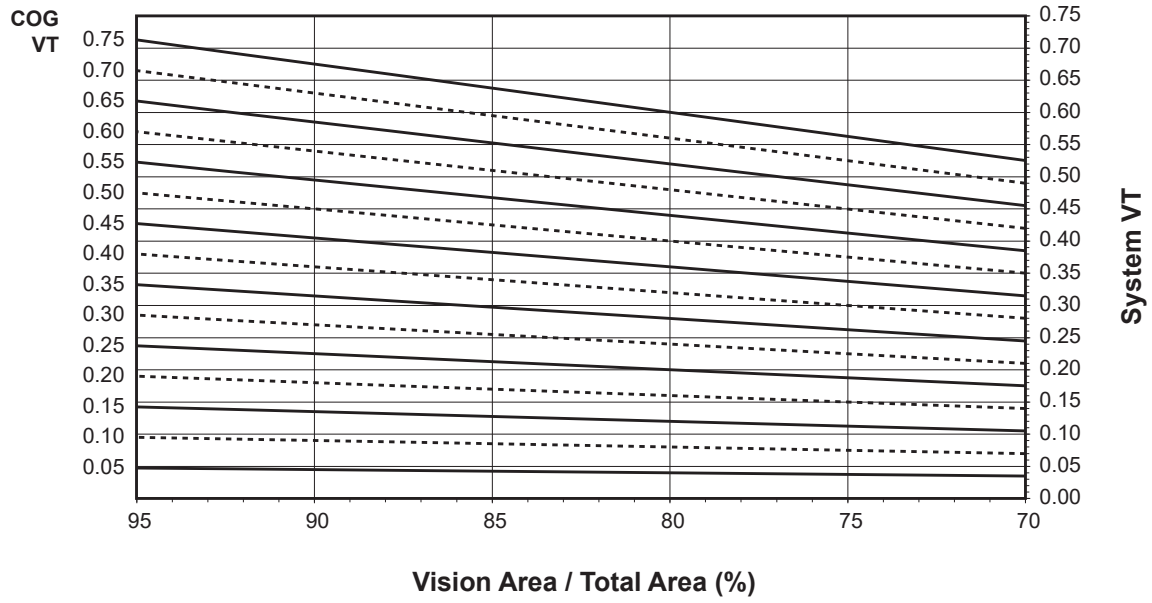


Laws and building and safety codes governing the design and use of Kawneer products, such as glazed entrance, window, and curtain wall products, vary widely. Kawneer does not control the selection of product configurations, operating hardware, or glazing materials, and assumes no responsibility therefor.

Kawneer reserves the right to change configuration without prior notice when deemed necessary for product improvement.

© 2013, Kawneer Company, Inc.

## Thermal Transmittance [1] (BTU/hr • ft [2] • °F)

| Glass U-Factor [3] | Overall U-Factor [4] |
|---|---|
| 0.48 | 0.64 |
| 0.46 | 0.62 |
| 0.44 | 0.61 |
| 0.42 | 0.59 |
| 0.40 | 0.57 |
| 0.38 | 0.56 |
| 0.36 | 0.54 |
| 0.34 | 0.53 |
| 0.32 | 0.51 |
| 0.30 | 0.49 |
| 0.28 | 0.48 |
| 0.26 | 0.46 |
| 0.24 | 0.45 |
| 0.22 | 0.43 |
| 0.20 | 0.41 |
| 0.18 | 0.40 |
| 0.16 | 0.38 |
| 0.14 | 0.36 |
| 0.12 | 0.35 |
| 0.10 | 0.33 |

## Captured Ribbon Window Option
## 1" Double Glazed
## Warm-Edge Glazing Spacer

**NOTE:** For glass values that are not listed, linear interpolation is permitted.

1. U-Factors are determined in accordance with NFRC 100.
2. SHGC and VT values are determined in accordance with NFRC 200.
3. Glass properties are based on center of glass values and are obtained from your glass supplier.
4. Overall U-Factor, SHGC, and VT Matricies are based on the standard NFRC specimen size of 2,000 mm wide by 2,000 mm high (78-3/4" by 78-3/4").

## SHGC Matrix [2]

| Glass SHGC [3] | Overall SHGC [4] |
|---|---|
| 0.75 | 0.67 |
| 0.70 | 0.63 |
| 0.65 | 0.58 |
| 0.60 | 0.54 |
| 0.55 | 0.50 |
| 0.50 | 0.45 |
| 0.45 | 0.41 |
| 0.40 | 0.36 |
| 0.35 | 0.32 |
| 0.30 | 0.28 |
| 0.25 | 0.23 |
| 0.20 | 0.19 |
| 0.15 | 0.14 |
| 0.10 | 0.10 |
| 0.05 | 0.06 |

## Visible Transmittance [2]

| Glass VT [3] | Overall VT [4] |
|---|---|
| 0.75 | 0.66 |
| 0.70 | 0.62 |
| 0.65 | 0.57 |
| 0.60 | 0.53 |
| 0.55 | 0.48 |
| 0.50 | 0.44 |
| 0.45 | 0.40 |
| 0.40 | 0.35 |
| 0.35 | 0.31 |
| 0.30 | 0.26 |
| 0.25 | 0.22 |
| 0.20 | 0.18 |
| 0.15 | 0.13 |
| 0.10 | 0.09 |
| 0.05 | 0.04 |

Laws and building and safety codes governing the design and use of Kawneer products, such as glazed entrance, window, and curtain wall products, vary widely. Kawneer does not control the selection of product configurations, operating hardware, or glazing materials, and assumes no responsibility therefor.

Kawneer reserves the right to change configuration without prior notice when deemed necessary for product improvement.

© 2013, Kawneer Company, Inc.

## Captured Ribbon Window Option
## 1" Double Glazed - Aluminum Glazing Spacer

**Note:**
Values in parentheses are metric.
COG = Center of Glass.
Charts are generated per AAMA 507

### System U-Factor for Vision Glass

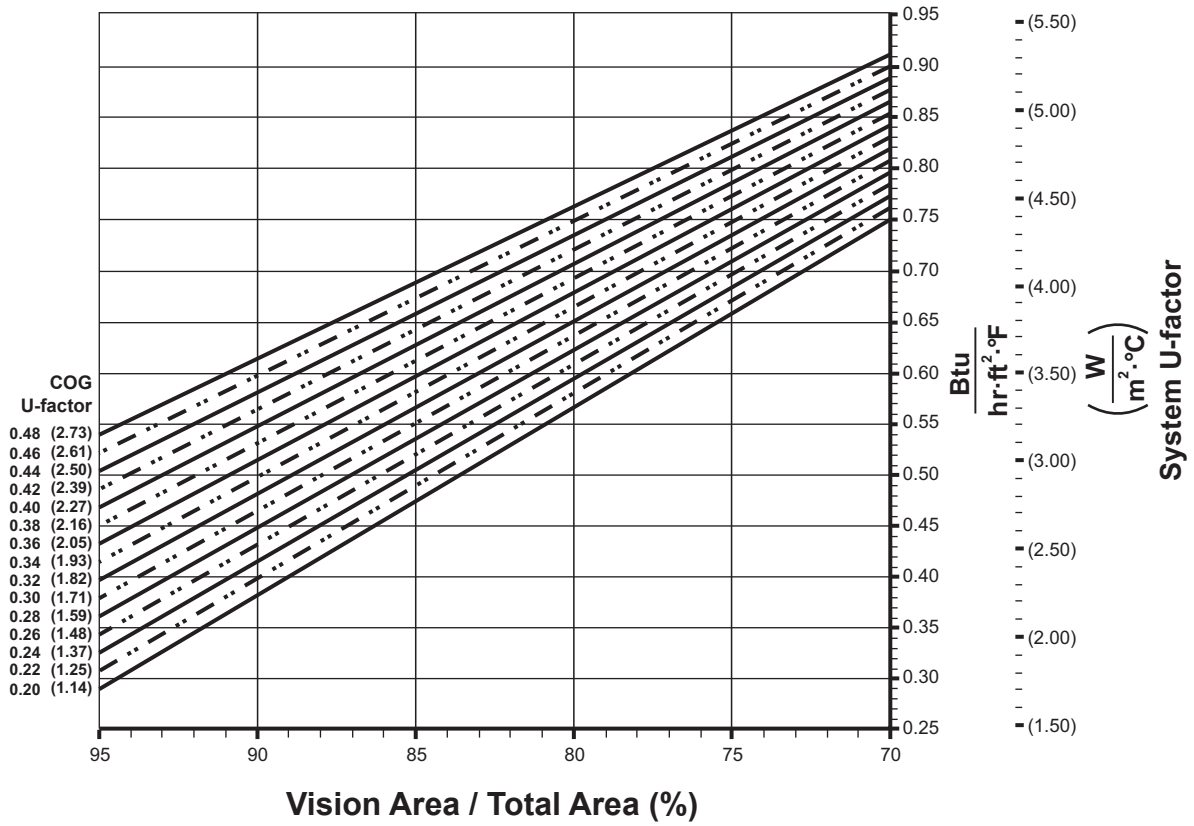


**Notes for System U-factor, SHGC and VT charts:**
For glass values that are not listed, linear interpolation is permitted.
Glass properties are based on center of glass values and are obtained from your glass supplier.

Laws and building and safety codes governing the design and use of Kawneer products, such as glazed entrance, window, and curtain wall products, vary widely. Kawneer does not control the selection of product configurations, operating hardware, or glazing materials, and assumes no responsibility therefor.

Kawneer reserves the right to change configuration without prior notice when deemed necessary for product improvement.

© 2013, Kawneer Company, Inc.

## Captured Ribbon Window Option
## 1" Double Glazed - Aluminum Glazing Spacer

### System Solar Heat Gain Coefficient (SHGC) vs Percent of Vision Area

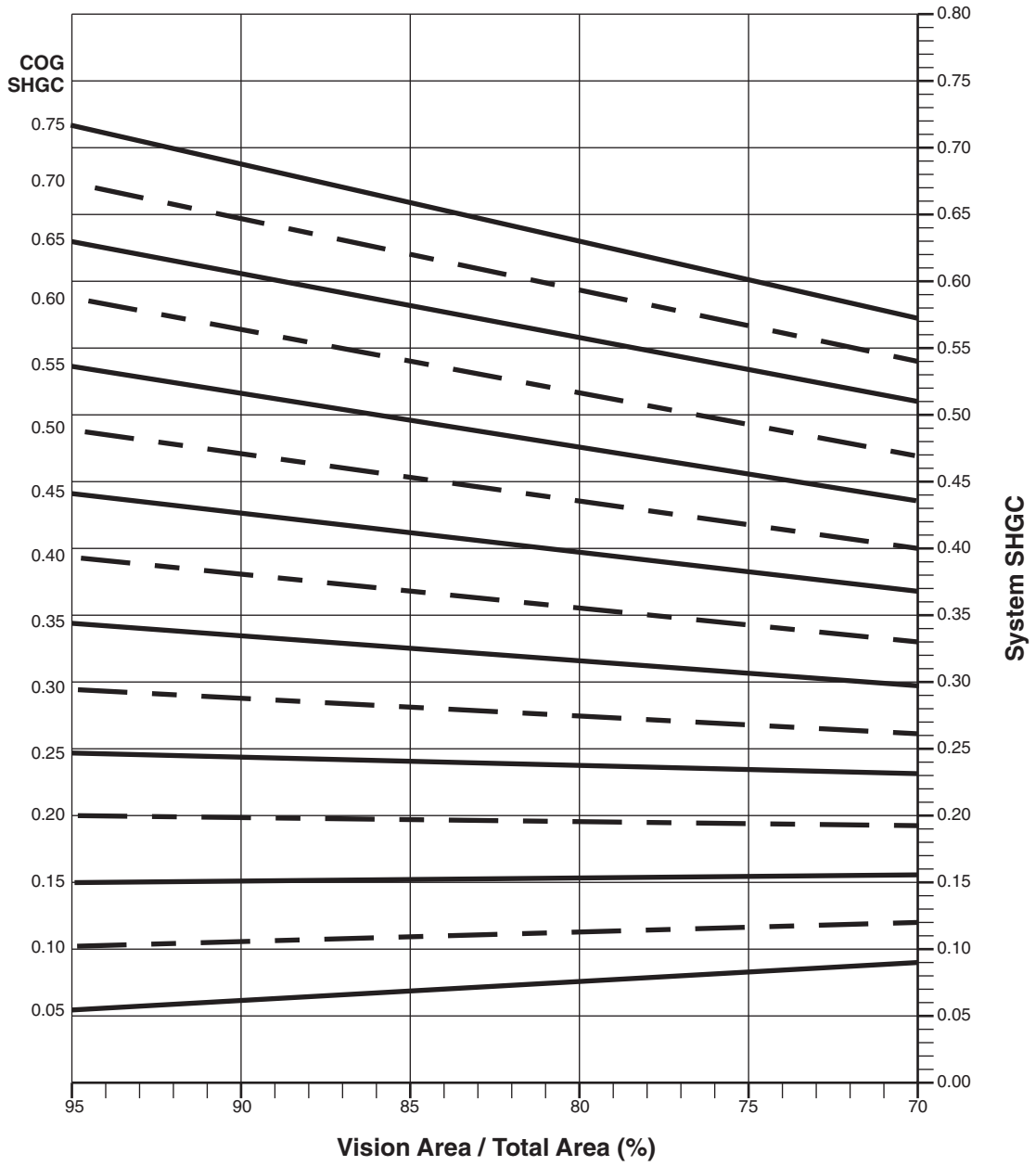


Charts are generated per AAMA 507

Laws and building and safety codes governing the design and use of Kawneer products, such as glazed entrance, window, and curtain wall products, vary widely. Kawneer does not control the selection of product configurations, operating hardware, or glazing materials, and assumes no responsibility therefor.

Kawneer reserves the right to change configuration without prior notice when deemed necessary for product improvement.

© 2013, Kawneer Company, Inc.

## Captured Ribbon Window Option
## 1" Double Glazed - Aluminum Glazing Spacer

### System Visible Transmittance (VT) vs Percent of Vision Area

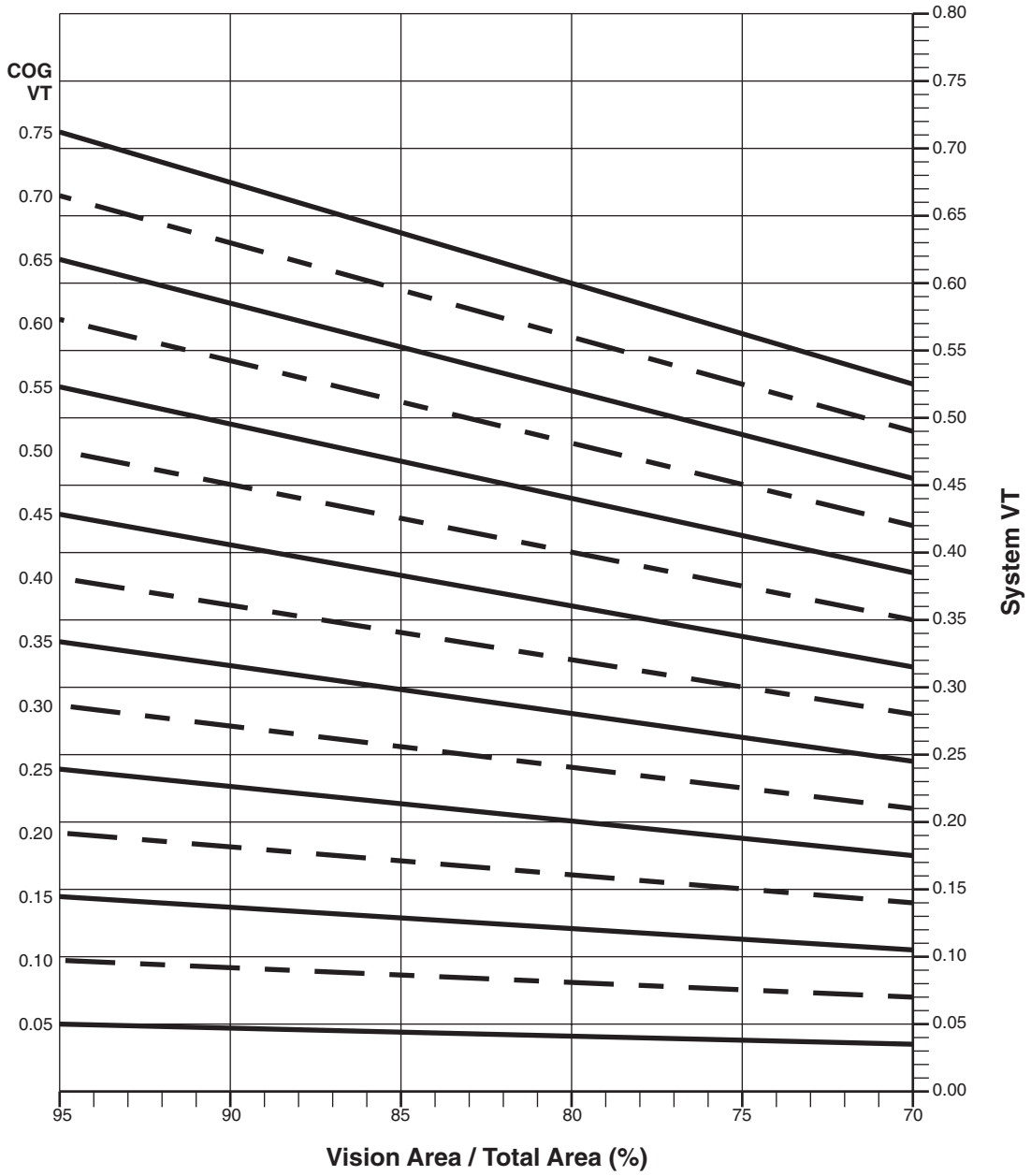


Charts are generated per AAMA 507

Laws and building and safety codes governing the design and use of Kawneer products, such as glazed entrance, window, and curtain wall products, vary widely. Kawneer does not control the selection of product configurations, operating hardware, or glazing materials, and assumes no responsibility therefor.

Kawneer reserves the right to change configuration without prior notice when deemed necessary for product improvement.

© 2013, Kawneer Company, Inc.

## Thermal Transmittance [1] (BTU/hr • ft [2] • °F)

| Glass U-Factor [3] | Overall U-Factor [4] |
|---|---|
| 0.48 | 0.65 |
| 0.46 | 0.63 |
| 0.44 | 0.61 |
| 0.42 | 0.60 |
| 0.40 | 0.58 |
| 0.38 | 0.57 |
| 0.36 | 0.55 |
| 0.34 | 0.53 |
| 0.32 | 0.52 |
| 0.30 | 0.50 |
| 0.28 | 0.49 |
| 0.26 | 0.47 |
| 0.24 | 0.46 |
| 0.22 | 0.44 |
| 0.20 | 0.42 |

## Captured Ribbon Window Option
## 1" Double Glazed
## Aluminum Glazing Spacer

**NOTE:** For glass values that are not listed, linear interpolation is permitted.

1. U-Factors are determined in accordance with NFRC 100.
2. SHGC and VT values are determined in accordance with NFRC 200.
3. Glass properties are based on center of glass values and are obtained from your glass supplier.
4. Overall U-Factor, SHGC, and VT Matricies are based on the standard NFRC specimen size of 2,000 mm wide by 2,000 mm high (78-3/4" by 78-3/4").

## SHGC Matrix [2]

| Glass SHGC [3] | Overall SHGC [4] |
|---|---|
| 0.75 | 0.68 |
| 0.70 | 0.64 |
| 0.65 | 0.59 |
| 0.60 | 0.55 |
| 0.55 | 0.50 |
| 0.50 | 0.46 |
| 0.45 | 0.42 |
| 0.40 | 0.37 |
| 0.35 | 0.33 |
| 0.30 | 0.28 |
| 0.25 | 0.24 |
| 0.20 | 0.20 |
| 0.15 | 0.15 |
| 0.10 | 0.11 |
| 0.05 | 0.06 |

## Visible Transmittance [2]

| Glass VT [3] | Overall VT [4] |
|---|---|
| 0.75 | 0.66 |
| 0.70 | 0.62 |
| 0.65 | 0.57 |
| 0.60 | 0.53 |
| 0.55 | 0.48 |
| 0.50 | 0.44 |
| 0.45 | 0.40 |
| 0.40 | 0.35 |
| 0.35 | 0.31 |
| 0.30 | 0.26 |
| 0.25 | 0.22 |
| 0.20 | 0.18 |
| 0.15 | 0.13 |
| 0.10 | 0.09 |
| 0.05 | 0.04 |

Laws and building and safety codes governing the design and use of Kawneer products, such as glazed entrance, window, and curtain wall products, vary widely. Kawneer does not control the selection of product configurations, operating hardware, or glazing materials, and assumes no responsibility therefor.

Kawneer reserves the right to change configuration without prior notice when deemed necessary for product improvement.

© 2013, Kawneer Company, Inc.

## Vertical SSG Option
## 1" Double Glazed - Warm-Edge Glazing Spacer

**Note:**
Values in parentheses are metric.
COG = Center of Glass.
Charts are generated per AAMA 507

### System U-Factor for Vision Glass

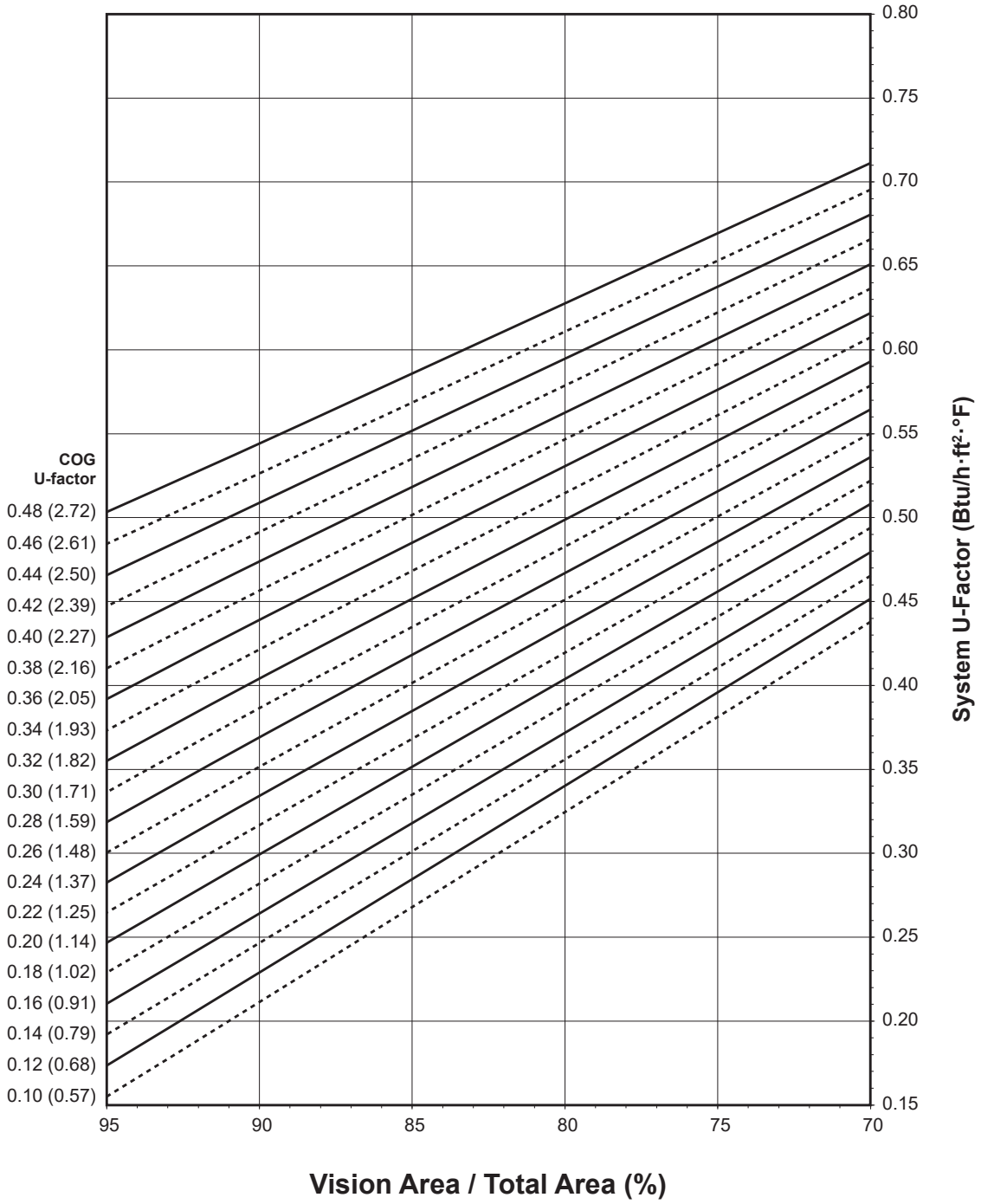


**Notes for System U-factor, SHGC and VT charts:**
For glass values that are not listed, linear interpolation is permitted.
Glass properties are based on center of glass values and are obtained from your glass supplier.

Laws and building and safety codes governing the design and use of Kawneer products, such as glazed entrance, window, and curtain wall products, vary widely. Kawneer does not control the selection of product configurations, operating hardware, or glazing materials, and assumes no responsibility therefor.

Kawneer reserves the right to change configuration without prior notice when deemed necessary for product improvement.
© 2013, Kawneer Company, Inc.

## Vertical SSG Option
## 1" Double Glazed - Warm-Edge Glazing Spacer

### System Solar Heat Gain Coefficient (SHGC) vs Percent of Vision Area

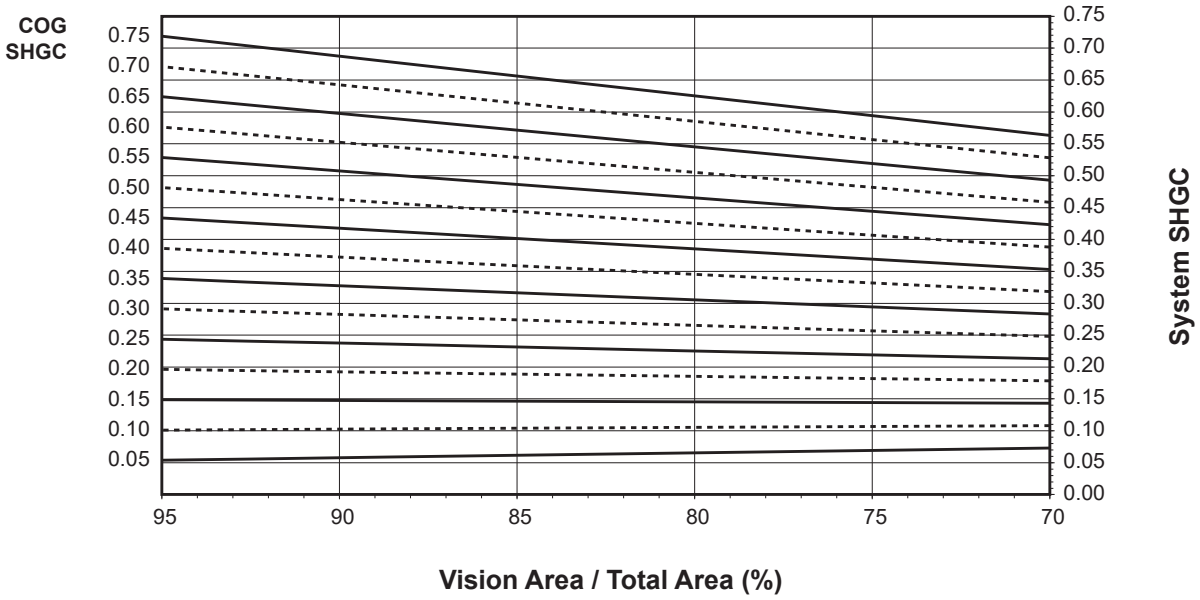


### System Visible Transmittance (VT) vs Percent of Vision Area

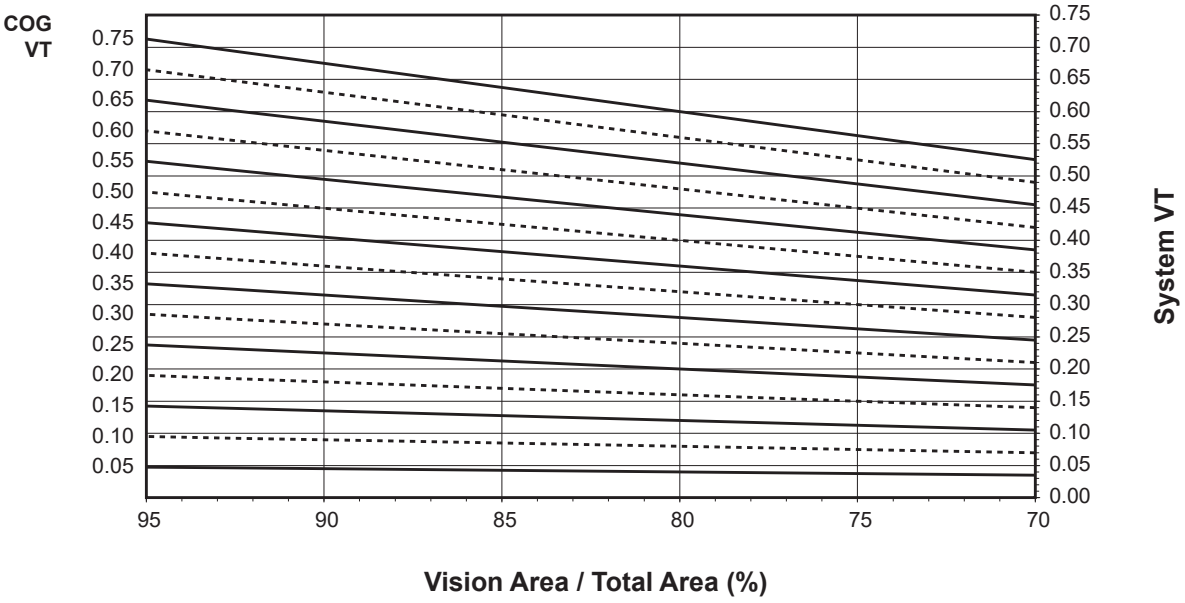


Laws and building and safety codes governing the design and use of Kawneer products, such as glazed entrance, window, and curtain wall products, vary widely. Kawneer does not control the selection of product configurations, operating hardware, or glazing materials, and assumes no responsibility therefor.

Kawneer reserves the right to change configuration without prior notice when deemed necessary for product improvement.

© 2013, Kawneer Company, Inc.

Laws and building and safety codes governing the design and use of Kawneer products, such as glazed entrance, window, and curtain wall products, vary widely. Kawneer does not control the selection of product configurations, operating hardware, or glazing materials, and assumes no responsibility therefor.

## Thermal Transmittance [1] (BTU/hr • ft [2] • °F)

| Glass U-Factor [3] | Overall U-Factor [4] |
|---|---|
| 0.48 | 0.56 |
| 0.46 | 0.54 |
| 0.44 | 0.52 |
| 0.42 | 0.50 |
| 0.40 | 0.49 |
| 0.38 | 0.47 |
| 0.36 | 0.45 |
| 0.34 | 0.43 |
| 0.32 | 0.42 |
| 0.30 | 0.40 |
| 0.28 | 0.38 |
| 0.26 | 0.37 |
| 0.24 | 0.35 |
| 0.22 | 0.33 |
| 0.20 | 0.31 |
| 0.18 | 0.30 |
| 0.16 | 0.28 |
| 0.14 | 0.26 |
| 0.12 | 0.24 |
| 0.10 | 0.23 |

## Vertical SSG Option
## 1" Double Glazed
## Warm-Edge Glazing Spacer

**NOTE:** For glass values that are not listed, linear interpolation is permitted.

1. U-Factors are determined in accordance with NFRC 100.
2. SHGC and VT values are determined in accordance with NFRC 200.
3. Glass properties are based on center of glass values and are obtained from your glass supplier.
4. Overall U-Factor, SHGC, and VT Matricies are based on the standard NFRC specimen size of 2,000 mm wide by 2,000 mm high (78-3/4" by 78-3/4").

## SHGC Matrix [2]

| Glass SHGC [3] | Overall SHGC [4] |
|---|---|
| 0.75 | 0.68 |
| 0.70 | 0.63 |
| 0.65 | 0.59 |
| 0.60 | 0.55 |
| 0.55 | 0.50 |
| 0.50 | 0.46 |
| 0.45 | 0.41 |
| 0.40 | 0.37 |
| 0.35 | 0.32 |
| 0.30 | 0.28 |
| 0.25 | 0.24 |
| 0.20 | 0.19 |
| 0.15 | 0.15 |
| 0.10 | 0.10 |
| 0.05 | 0.06 |

## Visible Transmittance [2]

| Glass VT [3] | Overall VT [4] |
|---|---|
| 0.75 | 0.66 |
| 0.70 | 0.62 |
| 0.65 | 0.58 |
| 0.60 | 0.53 |
| 0.55 | 0.49 |
| 0.50 | 0.44 |
| 0.45 | 0.40 |
| 0.40 | 0.35 |
| 0.35 | 0.31 |
| 0.30 | 0.27 |
| 0.25 | 0.22 |
| 0.20 | 0.18 |
| 0.15 | 0.13 |
| 0.10 | 0.09 |
| 0.05 | 0.04 |

Kawneer reserves the right to change configuration without prior notice when deemed necessary for product improvement.
© 2013, Kawneer Company, Inc.

## CONDENSATION RESISTANCE

| Glazing Infill | Condensation Resistance Factor (CRF) AAMA 1503 | | Temperature Index (TI) CSA A440-0 | |
|---|---|---|---|---|
| | Frame | Glass | Frame | Glass |
| 1" Double Captured | 61 | 57 | --- | --- |
| 1" Double SSG | 71 | 61 | --- | --- |

Laws and building and safety codes governing the design and use of Kawneer products, such as glazed entrance, window, and curtain wall products, vary widely. Kawneer does not control the selection of product configurations, operating hardware, or glazing materials, and assumes no responsibility therefor.

Kawneer reserves the right to change configuration without prior notice when deemed necessary for product improvement.

© 2013, Kawneer Company, Inc.