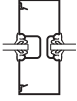
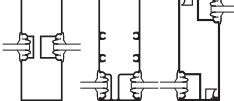
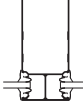
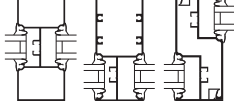
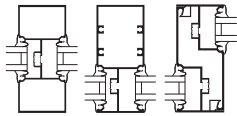
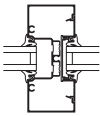
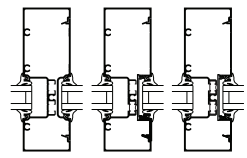
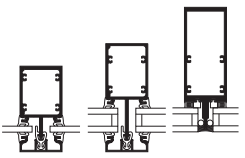


Product	Trifab™ 400 Framing (1-3/4" x 4")	Trifab™ VG 450 Framing System 1-3/4" sightline (1-3/4" x 4-1/2")	Trifab™ VG 450 Framing System 2" sightline (2" x 4-1/2") (2" x 2-1/4" Veneer)	Trifab™ VG 451 Framing System (2" x 4-1/2")
Catalog Section	Framing	Framing	Framing	Framing
Typical Detail				
Applications	Storefront Ribbon Windows Punched Openings	Storefront Ribbon Windows Punched Openings	Storefront Ribbon Windows Punched Openings	Storefront Ribbon Windows Punched Openings
Glass Plane Options	Center	Center Front Back Multi-Plane	Front	Center Front Back Multi-Plane
Infill Options	1/8", 1/4" & 3/8"	1/8", 1/4" & 3/8"	1/8", 1/4" & 3/8"	Up to 1-1/8"
Glazing Options	Inside Glazed Outside Glazed	Inside Glazed Outside Glazed	Inside Glazed Outside Glazed	Inside Glazed Outside Glazed
Thermal	No	No	No	No
SSG	No	Optional	Optional	Optional
Weatherseal	No	Optional	Optional	Optional
2 Color Option	No	No	No	Yes with Front Stick
Integrated Entrance Framing	Yes	Yes	Yes	Yes
Windows Integration	Yes	Yes	Yes	Yes
GLASSvent™ Integration	Yes	Yes	Yes	Yes
Fabrication Method	Screw Spline, Shear Block, Stick	Screw Spline, Shear Block, Stick, Type B	Stick	Screw Spline, Shear Block, Stick, Type B
Product Description	A 1-3/4" x 4" flush glazed system for 1/4" glass. Designed for quick installation on low rise buildings. It offers design economy with flexibility.	A 1-3/4" x 4-1/2" flush glazed system for 1/4" glass. VersaGlaze™ is engineered for design and fabrication versatility with variable glass plane choices, SSG or Weatherseal options and four types of fabrication.	A 2" x 2-1/4" Veneer and a 2" x 4-1/2" Captured, flush glazed system for 1/4" glass with SSG and Weatherseal options. Designed for quick installation on low to mid-rise buildings.	A 2" x 4-1/2" flush glazed system for 1" glass. VersaGlaze™ is engineered for design and fabrication versatility with variable glass plane choices, SSG or Weatherseal options, and four types of fabrication.
Hurricane Resistant Tested	—	—	—	—
Performance Test Standards	AAMA 501 ASTM E283 ASTM E330 ASTM E331	AAMA 501 ASTM E283 ASTM E330 ASTM E331	AAMA 501 ASTM E283 ASTM E330 ASTM E331	AAMA 501, AAMA 507, AAMA1801, ASTM E283, ASTM E330, ASTM E331, ASTM E1425, NFRC 100/200/500

Laws and building and safety codes governing the design and use of glazed entrance, window, and curtain wall products vary widely. Kawneer does not control the selection of product configurations, operating hardware, or glazing materials, and assumes no responsibility therefor.


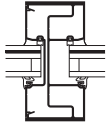
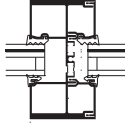
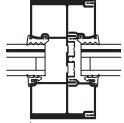
Kawneer reserves the right to change configuration without prior notice when deemed necessary for product improvement.

© Kawneer Company, Inc., 2014

Product	Trifab™ VG 451T Framing System (2" x 4-1/2")	Trifab™ 451UT Framing (2" x 4-1/2")	Trifab™ 601/601T/601UT Framing System (2" x 6")	EnCORE™ Framing System (1-3/4" x Variable)
Catalog Section	Framing	Framing	Framing	Framing
Typical Detail				
Applications	Storefront Ribbon Windows Punched Openings	Storefront Ribbon Windows Punched Openings	Storefront Ribbon Windows Punched Openings	Storefront Ribbon Windows Punched Openings
Glass Plane Options	Center, Front, Back, Multi-Plane	Center	Center	Center Front
Infill Options	Up to 1-1/8"	Up to 1-1/8"	Up to 1-1/8"	Up to 1-1/8"
Glazing Options	Inside Glazed Outside Glazed	Inside Glazed Outside Glazed	Inside Glazed Outside Glazed	Outside Glazed
Thermal	IsoLock™ Pour and Debridge	Dual IsoLock™ Pour and Debridge	Dual IsoLock™ Pour and Debridge	Polymer Glazing Clip
SSG	Optional	No	No	Optional
Weatherseal	Optional	No	No	No
2 Color Option	Yes with Front Stick	No	No	Yes
Integrated Entrance Framing	Yes	Yes	Yes	Yes
Windows Integration	Yes	Yes	Yes	Yes
GLASSvent™ Integration	Yes	Yes	Yes	Yes
Versoleil™ Sunshade Integration	Yes	Yes	Yes	No
Fabrication Method	Screw Spine, Shear Block, Stick, Type B	Screw Spine	Screw Spine	Screw Spine Shear Block Type B
Product Description	A 2" x 4-1/2" flush glazed system for 1" glass. VersaGlaze™ is engineered for design and fabrication versatility with variable glass planes choices, SSG or Weatherseal options, IsoLock™ thermal break option and four types of fabrication.	A 2" x 4-1/2" flush glazed system for 1" glass. Engineered to perform to current energy code requirements using a dual IsoLock™ thermal break.	A 2" x 6" flush glazed system for 1" glass. Engineered to perform to current energy code requirements using a dual IsoLock™ thermal break.	A versatile two-piece face and gutter system that incorporates an engineered polymer glazing clip for thermal performance. It offers a variety of depth combinations to meet various design possibilities including SSG and curved applications.
Hurricane Resistant Tested	—	—	—	—
Performance Test Standards	AAMA 501.1, AAMA 507, AAMA 501, AAMA 505, AAMA 1503, AAMA 1801, AAMA TIR-A8, ASTM E283, ASTM E330, ASTM E331, ASTM E1425, NFRC 100/200/500	AAMA 501, AAMA 505, AAMA 1503, AAMA 507, AAMA 1801, AAMA TIR-A8, ASTM E283, ASTM E330, ASTM E331, ASTM E1425, CSA-A440, NFRC 100/200/500	AAMA 501, AAMA 505, AAMA 507, AAMA 1503, AAMA 1801, AAMA TIR-A8, ASTM E283, ASTM E330, ASTM E331, ASTM E1425, CSA-A440, NFRC 100/200/500	AAMA 150, AAMA 501, AAMA 507, ASTM E283, ASTM E330, ASTM E331, NFRC 100/200/500

Laws and building and safety codes governing the design and use of glazed entrance, window, and curtain wall products vary widely. Kawneer does not control the selection of product configurations, operating hardware, or glazing materials, and assumes no responsibility therefor.

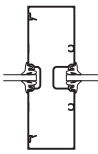
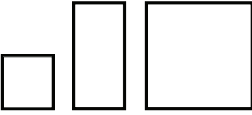
Kawneer reserves the right to change configuration without prior notice when deemed necessary for product improvement.
© Kawneer Company, Inc., 2014

Product	IR 500 Framing 2-1/2" x 5" (Wind-borne Debris)	IR 501 Framing 2-1/2" x 5" (Wind-borne Debris)	IR 501T Framing 2-3/4" x 5" (Wind-borne Debris)	IR 501UT Framing 2-3/4" x 5" (Wind-borne Debris)
Catalog Section	Framing	Framing	Framing	Framing
Typical Detail				
Applications	Storefront Ribbon Windows Punched Openings	Storefront Ribbon Windows Punched Openings	Storefront Ribbon Windows Punched Openings	Storefront Ribbon Windows Punched Openings
Glass Plane Options	Center	Center	Center	Center
Infill Options	9/16", 5/8" (Impact) 1/4" (Non-Impact)	1-5/16" (Impact) 1" (Non-Impact)	1-5/16" (Impact)	1-5/16" (Impact)
Glazing Options	Outside Glazed	Outside Glazed	Outside Glazed	Outside Glazed
Thermal	No	No	Yes	Yes
SSG	No	No	No	No
Weatherseal	No	No	No	No
2 Color Option	No	No	No	No
Integrated Entrance Framing	Yes	Yes	Yes	Yes
Windows Integration	No	No	No	No
GLASSvent™ Integration	No	No	No	No
Versoleil™ Sunshade Integration	No	No	Yes	Yes
Fabrication Method	Screw Spline	Screw Spline	Screw Spline	Screw Spline
Product Description	A 2-1/2" x 5" framing system for wind-borne debris applications. It offers a center flush glazed look with either a interior structural silicone seal (wet glazed) or EPDM gasket (dry glazed) for large missile applications.	A 2-1/2" x 5" framing system for wind-borne debris applications. It offers a center flush glazed look with either a interior structural silicone seal (wet glazed) or EPDM gasket (dry glazed) for large missile applications.	A 2-3/4" x 5" thermal framing system for wind-borne debris applications. It offers a center flush glazed look with either a interior structural silicone seal (wet glazed) or EPDM gasket (dry glazed) for large missile applications.	A 2-3/4" x 5" thermal framing system for wind-borne debris applications. It offers a center flush glazed look with either a interior structural silicone seal (wet glazed) or EPDM gasket (dry glazed) for large missile applications.
Hurricane Resistant Tested	Large Missile	Small Missile Large Missile	Small Missile Large Missile	Small Missile Large Missile
Performance Test Standards	AAMA 501 ASTM E283 ASTM E330 ASTM E331 ASTM E1886 ASTM E1996 TAS 201, 202, 203	AAMA 501 ASTM E283 ASTM E330 ASTM E331 ASTM E1886 ASTM E1996 TAS 201, 202, 203	AAMA 501, ASTM E283, ASTM E330, ASTM E331, ASTM E1886, ASTM E1996, TAS 201, 202, 203	AAMA 501, AAMA 1503, AAMA 1801, ASTM E283, ASTM E330, ASTM E331, ASTM E1886, ASTM E1996, CAN/CSA A440, TAS 201, 202, 203

Laws and building and safety codes governing the design and use of glazed entrance, window, and curtain wall products vary widely. Kawneer does not control the selection of product configurations, operating hardware, or glazing materials, and assumes no responsibility therefor.

Kawneer reserves the right to change configuration without prior notice when deemed necessary for product improvement.

© Kawneer Company, Inc., 2014

Product	InFrame™ Interior Framing System (2" x 6")	Miscellaneous Framing		
Catalog Section	Framing	Framing		
Typical Detail				
Applications	Interior Framing for Partitions	Safety Rails Glazing Moldings Tubes		
Glass Plane Options	Center	—		
Infill Options	1/8", 1/4" & 3/8"	—		
Glazing Options	Inside Glazed	—		
Thermal	No	—		
SSG	No	—		
Weatherseal	No	—		
2 Color Option	No	—		
Integrated Entrance Framing	Yes	—		
Windows Integration	No	—		
GLASSvent™ Integration	No	—		
Versoleil™ Sunshade Integration	No	—		
Fabrication Method	Screw Spline	—		
Product Description	A 2" x 6" flush glazed system for 1/4" glass. Two-piece perimeter profiles for interior framing partitions that capture drywall to simplify and speed the installation process.	Safety Rails, Glazing Moldings and Tubes.		
Hurricane Resistant Tested	—	—		
Performance Test Standards				

Laws and building and safety codes governing the design and use of glazed entrance, window, and curtain wall products vary widely. Kawneer does not control the selection of product configurations, operating hardware, or glazing materials, and assumes no responsibility therefor.

Kawneer reserves the right to change configuration without prior notice when deemed necessary for product improvement.
© Kawneer Company, Inc., 2014