

## **Features**

- Screw spline fabrication
- 1/4" and 1" glazing
- Permanodic™ anodized finishes in seven standard choices
- Painted finishes in forty-two standard choices and unlimited custom choices

## **Product Applications**

- The 1010 Sliding Mall Front is a multi-track unit primarily for interior applications. It is ideally suited for the following comercial applications:
  - Enclosed shopping malls
  - Sliding room dividers
  - Institutional sliding doors
  - Interior pocket doors

Laws and building and safety codes governing the design and use of glazed entrance, window, and curtain wall products vary widely. Kawneer does not control the selection of product configurations, operating hardware, or glazing materials, and assumes no responsibility therefor.

Kawneer reserves the right to change configuration without prior notice when deemed necessary for product improvement.  
© Kawneer Company, Inc., 2013

For specific product applications,  
Consult your Kawneer representative.

Laws and building and safety codes governing the design and use of glazed entrance, window, and curtain wall products vary widely. Kawneer does not control the selection of product configurations, operating hardware, or glazing materials, and assumes no responsibility therefor.

Kawneer reserves the right to change configuration without prior notice when deemed necessary for product improvement.

© Kawneer Company, Inc., 2013

**Architects** - The extrusions and sliding mall front types illustrated in this catalog are standard products for Kawneer. These concepts have been expanded and modified to afford you design freedom. Please contact your Kawneer representative for further assistance.

**ELEVATIONS/VERTICAL SECTION DETAILS .....5**  
**HORIZONTAL SECTION DETAILS.....6**  
**SIZE LIMITATIONS AND GLAZING OPTIONS .....7**  
**HARDWARE.....8**

LAWS AND BUILDING AND SAFETY CODES GOVERNING THE DESIGN AND USE OF GLAZED ENTRANCE, WINDOW, AND CURTAIN WALL PRODUCTS VARY WIDELY. KAWNEER DOES NOT CONTROL THE SELECTION OF PRODUCT CONFIGURATIONS, OPERATING HARDWARE, OR GLAZING MATERIALS, AND ASSUMES NO RESPONSIBILITY THEREFOR.

Metric (SI) conversion figures are included throughout these details for reference. Numbers in parentheses ( ) are millimeters unless otherwise noted.

The following metric (SI ) units are found in these details:

- m – meter
- cm – centimeter
- mm – millimeter
- s – second
- Pa – pascal
- MPa – megapascal

Kawneer reserves the right to change configurations without prior notice when deemed necessary for product improvement.

Laws and building and safety codes governing the design and use of glazed entrance, window, and curtain wall products vary widely. Kawneer does not control the selection of product configurations, operating hardware, or glazing materials, and assumes no responsibility therefor.

Kawneer reserves the right to change configuration without prior notice when deemed necessary for product improvement.  
© Kawneer Company, Inc., 2013

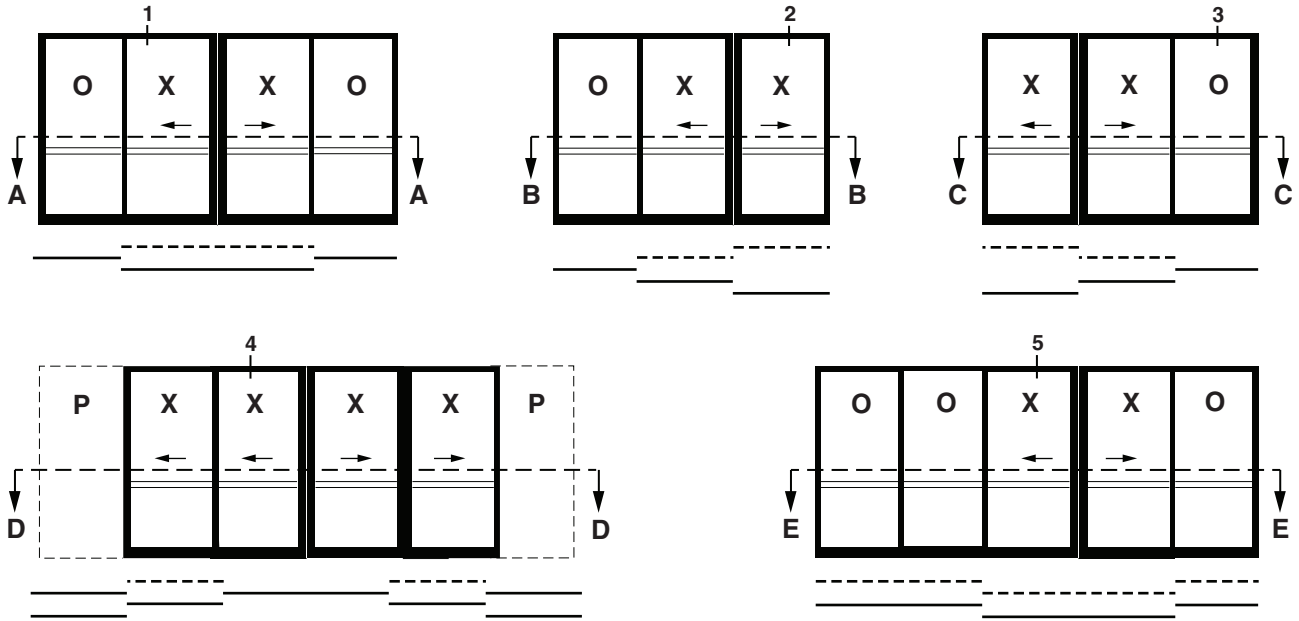
Laws and building and safety codes governing the design and use of glazed entrance, window, and curtain wall products vary widely. Kawneer does not control the selection of product configurations, operating hardware, or glazing materials, and assumes no responsibility therefor.

Kawneer reserves the right to change configuration without prior notice when deemed necessary for product improvement.

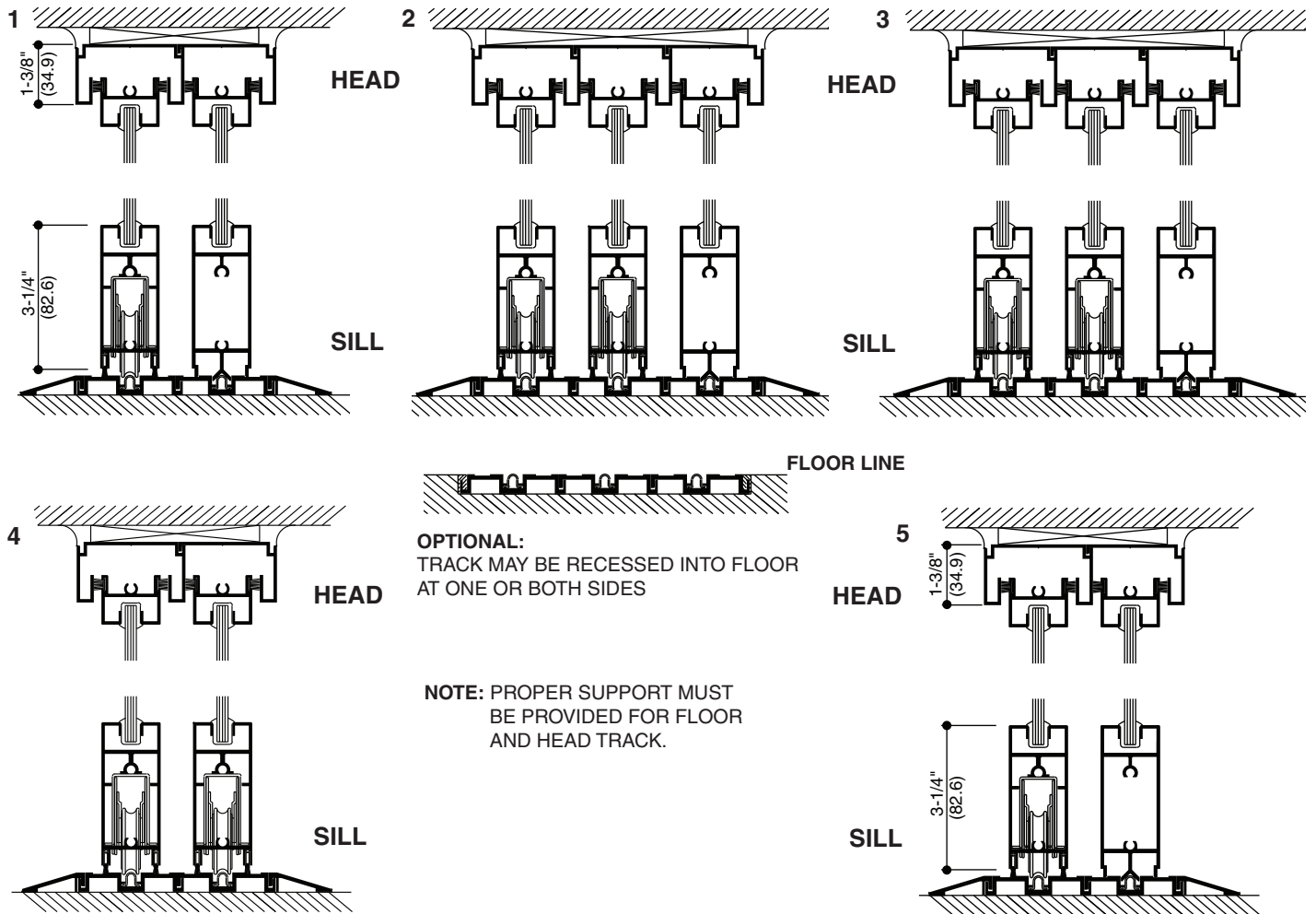
© Kawneer Company, Inc., 2013

**SCALE 3"=1'-0"**

**NOTE:** DOTTED LINES ON PLAN INDICATE OPTIONAL TRACK LAYOUT, OTHER CONFIGURATIONS AVAILABLE USING STANDARD COMPONENTS SHOWN.



**ELEVATIONS KEYED TO DETAILS BELOW AND ON PAGE 6**

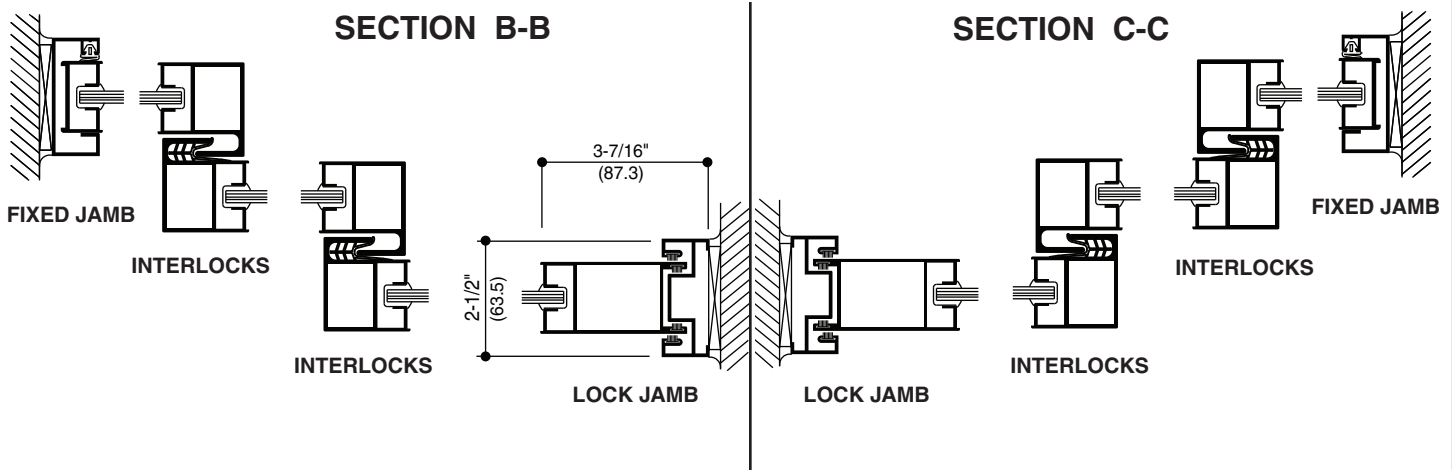
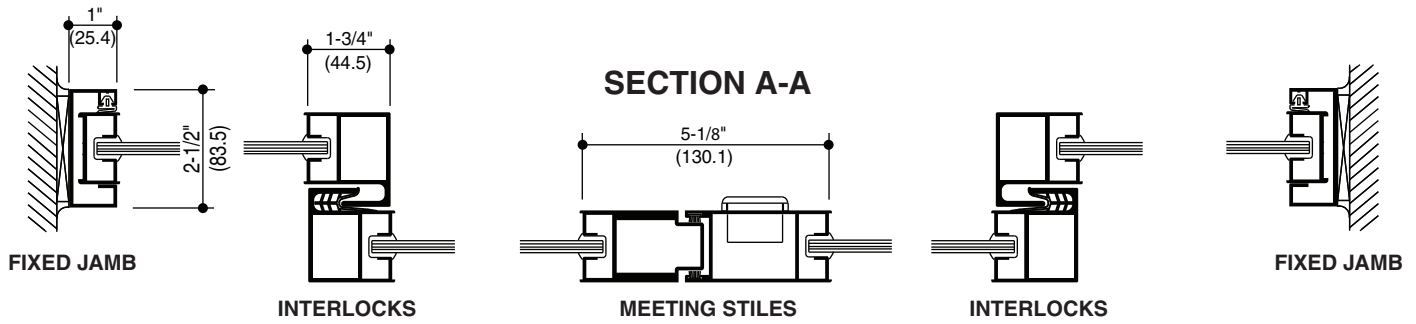


Laws and building and safety codes governing the design and use of glazed entrance, window, and curtain wall products vary widely. Kawneer does not control the selection of product configurations, operating hardware, or glazing materials, and assumes no responsibility therefor.

Kawneer reserves the right to change configuration without prior notice when deemed necessary for product improvement.

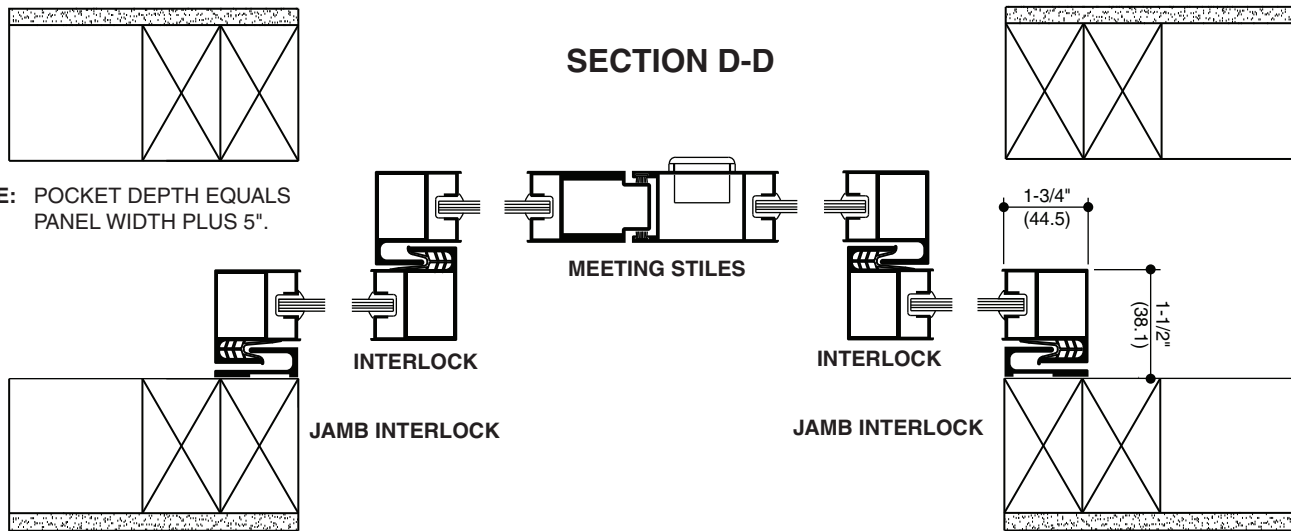
© Kawneer Company, Inc., 2013

SCALE 3"=1'-0"

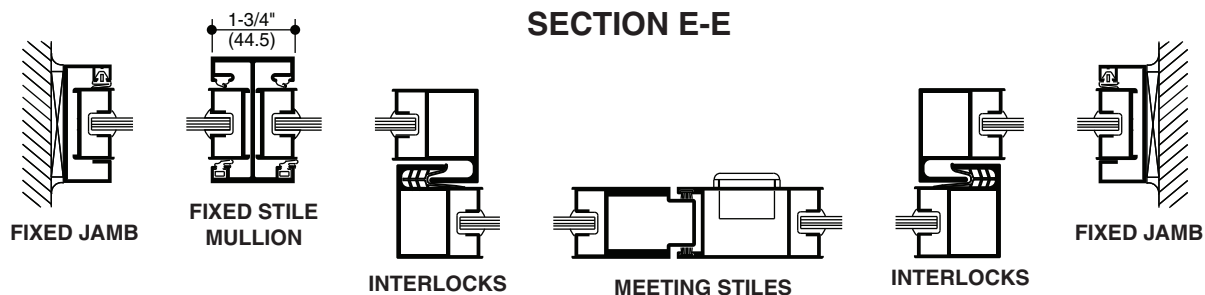


**SECTION D-D**

NOTE: POCKET DEPTH EQUALS PANEL WIDTH PLUS 5".



**SECTION E-E**

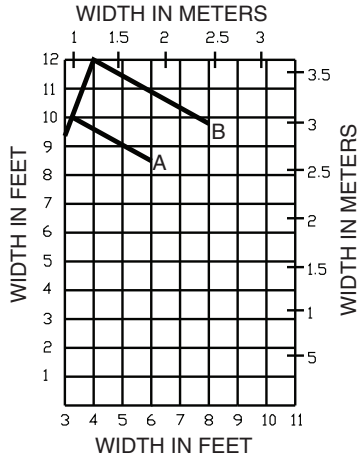


Laws and building and safety codes governing the design and use of glazed entrance, window, and curtain wall products vary widely. Kawneer does not control the selection of product configurations, operating hardware, or glazing materials, and assumes no responsibility therefor.

Kawneer reserves the right to change configuration without prior notice when deemed necessary for product improvement.  
© Kawneer Company, Inc., 2013

SCALE 3" = 1'-0"

**MAXIMUM PANEL SIZE CHART**  
INTERIOR APPLICATIONS ONLY



**A:** Maximum panel size with standard interlocks (single glazing).

**-AND-**

Maximum panel size for double glazed units.

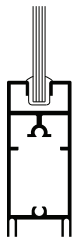
**B:** Maximum panel size with heavy duty interlocks (single glazing).

**C:** Panel width should be at least 1/3 panel height

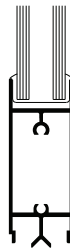
**GENERAL NOTES:**

1. ON PANELS OVER 10' IN HEIGHT AN INTERMEDIATE HORIZONTAL MUNTIN IS RECOMMENDED.
2. THIS IS NOT A WINDLOAD CHART FOR EXTERIOR APPLICATIONS.

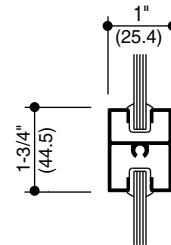
**GLAZING OPTIONS AVAILABLE**



3/16" (4.8)  
7/32" (5.6)  
1/4" (6.4)  
**SINGLE GLAZING**



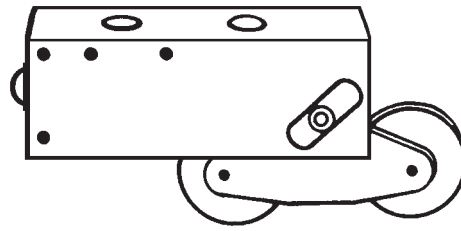
3/8" (9.5)  
**SINGLE GLAZING**  
AND  
5/8" (15.9)  
1" (25.4)  
**DOUBLE GLAZING**



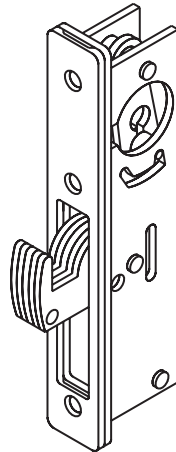
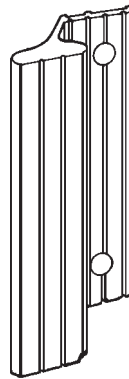
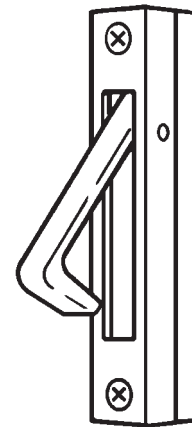
**GLAZING MUNTIN**

Laws and building and safety codes governing the design and use of glazed entrance, window, and curtain wall products vary widely. Kawneer does not control the selection of product configurations, operating hardware, or glazing materials, and assumes no responsibility therefor.

Kawneer reserves the right to change configuration without prior notice when deemed necessary for product improvement.  
© Kawneer Company, Inc., 2013



TANDEM CASTER

FLUSH  
FACE PULLADAMS RITE MS 1850A-505  
HOOK BOLT LOCKEXTRUDED PULL  
(OPTIONAL)EDGE PULL  
(OPTIONAL)

### Standard Offering

- Tandem Casters
- Adams Rite Maimum Security 1850A-505 Hookbolt Lock
- 1-5/32" (29.3) cylinders - (1) interior, (1) exterior
- Flush Face Pulls

### Optional Offering

- Extruded pull in lieu of flush face pull
- Thumbturn (in lieu of interior cylinder)
- Adams Rite 1848 Hockbolt Lock with 5 pin cylinder (in lieu of Adams Rite M.S. 1850A-505)
- Stainless steel hookbolt and strike (not compatible with AR.M.S. 1850A-505)
- Bottom rail lock
- Cylinder operated flush bolts
- Manually operated flush bolts

### Limitations

- Interlock stiles require notching if the lock cylinders for the Adams Rite M.S. 1850A-505 are to bypass the stiles.
- Thumbturns will not bypass interlock stiles.

Laws and building and safety codes governing the design and use of glazed entrance, window, and curtain wall products vary widely. Kawneer does not control the selection of product configurations, operating hardware, or glazing materials, and assumes no responsibility therefor.

Kawneer reserves the right to change configuration without prior notice when deemed necessary for product improvement.  
© Kawneer Company, Inc., 2013