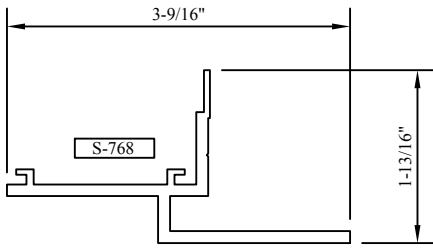
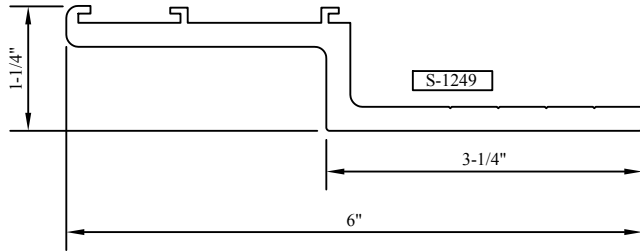


Half Scale Sections



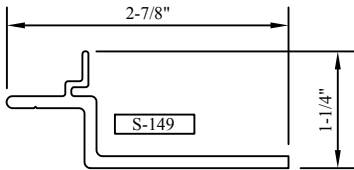
NOTE:
SLIDE FIT WITH S-279, S-439, S-697, S-764, S-1243
S-1371, S-1595, S-1978, S-2064, S-2209

SUBSILL ANCHOR
S-768



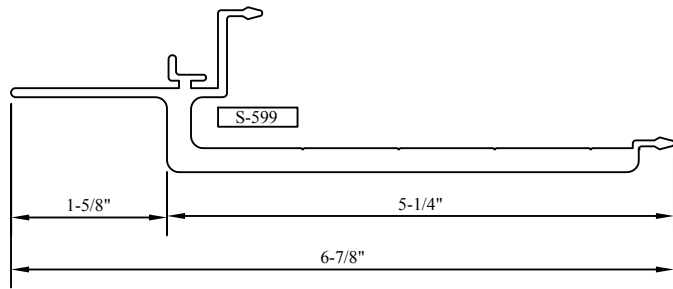
NOTE:
SLIDE FIT WITH S-279, S-1243, S-1371

#17 SUBSILL ANCHOR
S-1249




NOTE:
SLIDE FIT WITH S-279, S-439, S-697, S-764, S-1243
S-1371, S-1595, S-1978, S-2064, S-2209

SUBSILL ANCHOR
S-149

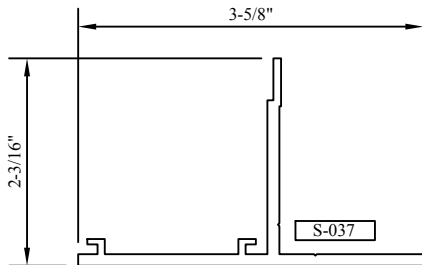


NOTE:
SLIDE FIT WITH S-612



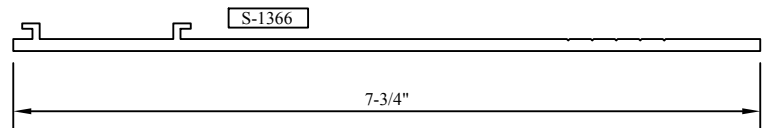
NOTE:
SLIDE FIT WITH S-2317, S-2379, S-2617

SUBSILL ANCHOR
S-2374



NOTE:
SLIDE FIT WITH S-279, S-439, S-697, S-764, S-1243
S-1371, S-1595, S-1978, S-2064, S-2209

SUBSILL ANCHOR #1
S-037



NOTE:
SLIDE FIT WITH S-279, S-439, S-697, S-764, S-1243
S-1371, S-1595, S-1978, S-2064, S-2209

SUBSILL ANCHOR
S-1366