



Window Product Selection Guide

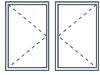
Products are available with a full range of glass, screen, limit lock and muntin choices. Most products can be curved to meet field conditions. In addition, most aluminum surfaces can be coated with the full range of aluminum finishes including paint conforming to AAMA 2604 and AAMA 2605 or anodize conforming to AAMA 611.

	MODEL	FRAME DEPTH	AAMA/WDMA/CSA 101/IS 2/A-440-17 DESIGNATION	AAMA/WDMA/CSA 101/IS 2/A-440-17 DESIGNATION	TEST SIZE PER AAMA/WDMA/CSA 101/IS 2/A-440	CSA A440 DESIGNATION	AIR INFILTRATION PER AAMA/WDMA/CSA 101/IS 2/A-440	WATER RESISTANCE (PSF) PER ASTM E-331	UNIFORM LOAD DEFLECTION PER ASTM E330 (PSF)	UNIFORM LOAD DEFLECTION PER ASTM E330 (PSF)	FORCED ENTRY RESISTANCE (TYPE GRADE)	U-FACTOR PER NFRC 100	CONDENSATION RESISTANCE (CR) PER NFRC 300	CR - FRAME PER AAMA 1503	MATCHING FIXED FRAME	
	hung															
SINGLE HUNG, SIDE LOAD	TR-9100	3-1/4"	H-AW50	AW-PG50-H	60" x 99"		0.3 @ 6.2 PSF	15	50	75	T/A/G:10	0.45*	56		TR-7100	
SINGLE HUNG, SIDE LOAD	TR-9700	3-1/4"	H-AW40	AW-PG40-H	60" x 99"		0.3 @ 6.2 PSF	15	40	60	T/A/G:10	0.50*			TR-7100	
SINGLE HUNG, SIDE LOAD	8400TL	4"	H-AW70	AW-PG70-H	60" x 99"		0.3 @ 6.2 PSF	15	70	105	T/A/G:10	0.51	32	55	8400TL	
SINGLE HUNG, SIDE LOAD	AA™5450	4-5/8"		AW-PG65-H	60" x 99"	A3/B4/C3	0.3 @ 6.2 PSF	15	50	75	T/A/G:10	0.24	59	75	AA™5450	
DOUBLE HUNG, SIDE LOAD	8400TL	4"	H-AW70		60" x 99"		0.3 @ 6.2 PSF	15	70	105	T/A/G:11	0.53	33	51	8400TL	
DOUBLE HUNG, SIDE LOAD	AA™5450	4-5/8"		AW-PG65-H	60" x 99"	A3/B4/C3	0.3 @ 6.2 PSF	15	50	75	T/A/G:10	0.26	59	71	AA™5450	
	sliding															
SINGLE SLIDE	8400TL	4"	HS-AW70		99" x 79"		0.3 @ 6.2 PSF	15	70	105	T/A/G:10	0.56	30	50	8400TL	
SINGLE SLIDE	AA™5450	4-5/8"		AW-PG40-HS	99" x 79"	A2/B4/C3	0.3 @ 6.2 PSF	10	40	60	T/A/G:10	0.25		76	AA™5450	
DOUBLE SLIDE	8400TL	4"	HS-AW70		99" x 79"		0.3 @ 6.2 PSF	15	70	105	T/A/G:10				8400TL	
DOUBLE SLIDE	AA™5450	4-5/8"		AW-PG50-HS	99" x 79"	A2/B4/C3	0.3 @ 6.2 PSF	10	45	67.5	T/A/G:10	0.27		69	AA™5450	

This guide was developed to assist the specifier in choosing the right product for your project based on design pressure and overall performance to ensure a successful and enduring application. For Hurricane Resistant or Blast Resistant options refer to the Hurricane Resistant Window Product Selection Guide and Blast Mitigation Window Product Selection Guide.

*Products simulated to NFRC 100 sizes using Win-Therm software.





casement

	MODEL	FRAME DEPTH	AAMA/WDMA/CSA 101/1.5-2/A-440-17 DESIGNATION	AAMA/WDMA/CSA 101/1.5-2/A-440-17 DESIGNATION	TEST SIZE PER AAMA/WDMA/CSA 101/1.5-2/A-440	CSA A440 DESIGNATION	AIR INFILTRATION PER AAMA/WDMA/CSA 101/1.5-2/A-440	WATER RESISTANCE (PSF) PER ASTM E331	UNIFORM LOAD DEFLECTION PER ASTM E330 (PSF)	UNIFORM LOAD STRUCTURAL PER ASTM E330 (PSF)	FORCED ENTRY RESISTANCE PER ASTM F588 (TYPE GRADE)	U-FACTOR PER NFRC 100	CONDENSATION RESISTANCE PER NFRC 900	CRF - FRAME PER AAMA 1503	MATCHING FIXED FRAME
OVERLAP INSWING	8225TL	2-1/4"	C-AW90	AW-PG90-C	36" x 60"		0.1 @ 6.2 PSF	15	90	135	T:B/G:10	0.46	40		8225TL
OVERLAP OUTSWING	8225TL	2-1/4"	C-AW90	AW-PG90-C	36" x 60"		0.1 @ 6.2 PSF	15	90	135	T:B/G:10	0.47	39		8225TL
OVERLAP INSWING	526	2-1/4"													516/518
OVERLAP OUTSWING	526	2-1/4"				A3/B5/C5	0.1 @ 6.2 PSF	10			T:B/G:10				516/518
OVERLAP INSWING	AA™4325	3-1/4"	C-AW80	AW-PG80-C	36" x 60"	A3/B7/C5	0.1 @ 6.2 PSF	15	80	135	T:B/G:10				AA™4325
OVERLAP OUTSWING	AA™4325	3-1/4"	C-AW80	AW-PG80-C	36" x 60"	A3/B7/C5	0.1 @ 6.2 PSF	15	80	135	T:B/G:10				AA™4325
OVERLAP INSWING	NX-3200	3-1/4"	C-AW80	AW-PG80-C	36" x 60"		0.1 @ 6.2 PSF	15	80	120	T:B/G:10	0.42	43		NX-3800
OVERLAP OUTSWING	NX-3100	3-1/4"	C-AW80	AW-PG80-C	36" x 60"		0.1 @ 6.2 PSF	15	80	120	T:B/G:10	0.42	43	55	NX-3800
OVERLAP OUTSWING	NX-310	3-1/4"	C-AW90	AW-PG90-C	36" x 60"	A3/B7/C5	0.1 @ 6.2 PSF	15	90	135	T:B/G:10	0.47	48	66	NX-380
FRAMELESS OUTSWING	GLASSvent™ WINDOWS	2-1/8"/2-3/4"						12	40/70	60/105	T:B/G:10	0.56	51		Storefront
FRAMELESS OUTSWING	GLASSvent™ WINDOWS	2-11/16"/3-7/16"	C-AW90	AW-PG90-C	36" x 60"	A3/B7/C5	0.1 @ 6.2 PSF	15	90	135	T:B/G:10				Curtainwall
FRAMELESS OUTSWING	GLASSvent™ UT WINDOWS	3-1/8"/3-7/8"	C-CW40	CW-PG40-C	32" x 60"	A3/B7/C3	0.1 @ 6.2 PSF	12/15	40	60	T:B/G:10			80	2-Cam Handles
FRAMELESS OUTSWING	GLASSvent™ UT WINDOWS	3-1/8"/3-7/8"	C-CW70	CW-PG70-C	32" x 60"	A3/B7/C5	0.1 @ 6.2 PSF	12/15	70	105	T:B/G:10			80	3-Cam Handles
FRAMELESS OUTSWING	GLASSvent™ UT WINDOWS	4-3/8"/5-1/8"	C-CW80	CW-PG80-C	36" x 60"	A3/B7/C5	0.1 @ 6.2 PSF	12/15	80	120	T:B/G:10			80	Roto / Lock
FRAMELESS OUTSWING	GLASSvent™ UT WINDOWS	4-3/8"/5-1/8"	C-AW90	AW-PG90-C	36" x 60"	A3/B7/C5	0.1 @ 6.2 PSF	15	90	135	T:B/G:10			80	3-Cam Handles
FLUSH INSWING	8225TLF WINDOWS	2-1/4"	C-AW90	AW-PG90-C	36" x 60"		0.1 @ 6.2 PSF	15	90	90	T:B/G:10	0.47	39	53	8225TLF
FLUSH OUTSWING	8225TLF WINDOWS	2-1/4"	C-AW90	AW-PG90-C	36" x 60"		0.1 @ 6.2 PSF	15	90	90	T:B/G:10	0.56	39	51	8225TLF



projected

OVERLAP PROJECT IN	8225TL	2-1/4"	AP-AW90	AW-PG90-AP	60" x 36"		0.1 @ 6.2 PSF	15	90	135	T:B/G:10	0.46	41	55	8225TL
OVERLAP PROJECT OUT	8225TL	2-1/4"	AP-AW90	AW-PG90-AP	60" x 36"		0.1 @ 6.2 PSF	15	90	135	T:B/G:10	0.48	39	58	8225TL
OVERLAP PROJECT IN	526	2-1/4"				A3/B5/C5									516/518
OVERLAP PROJECT OUT	526	2-1/4"				A3/B5/C5									516/518
OVERLAP PROJECT IN	AA™4325	3-1/4"	AP-AW80	AW-PG80-AP	60" x 36"	A3/B7/C5	0.1 @ 6.2 PSF	15	80	120	T:B/G:10	0.22	74	76	AA™4325
OVERLAP PROJECT OUT	AA™4325	3-1/4"	AP-AW80	AW-PG80-AP	60" x 36"	A3/B7/C5	0.1 @ 6.2 PSF	15	80	120	T:B/G:10	0.23	68		AA™4325
OVERLAP PROJECT IN	NX-3400	3-1/4"	AP-AW80	AW-PG80-AP	60" x 36"		0.1 @ 6.2 PSF	15	80	120	T:B/G:10	0.41	43		NX-3800
OVERLAP PROJECT OUT	NX-3500	3-1/4"	AP-AW80	AW-PG80-AP	60" x 36"		0.1 @ 6.2 PSF	15	80	120	T:B/G:10	0.42	43		NX-3800
OVERLAP PROJECT OUT	NX-350	3-1/4"	AP-AW90	AW-PG90-AP	60" X 36"	A3/B7/C5	0.1 @ 6.2 PSF	15	90	135	T:B/G:10	0.47	48	66	NX-380
FRAMELESS PROJECT OUT	GLASSvent™ WINDOWS	2-1/8"/2-3/4"						12	40/70	60/105	T:B/G:10	0.56	51		Storefront
FRAMELESS PROJECT OUT	GLASSvent™ WINDOWS	2-11/16"/3-7/16"	AP-AW90	AW-PG90-AP	60" x 30"	A3/B7/C5	0.1 @ 6.2 PSF	15	90	135	T:B/G:10	0.76	33	51	Curtainwall
FRAMELESS PROJECT OUT	GLASSvent™ UT WINDOWS	3-1/8"/3-7/8"	AP-CW40	CW-PG40-AP	48" x 32"	A3/B7/C3	0.1 @ 6.2 PSF	12/15	40	60	T:B/G:10			73	2-Cam Handles
FRAMELESS PROJECT OUT	GLASSvent™ UT WINDOWS	3-1/8"/3-7/8"	AP-CW60	CW-PG60-AP	48" x 32"	A3/B7/C4	0.1 @ 6.2 PSF	12/15	60	90	T:B/G:10			73	3-Cam Handles
FRAMELESS PROJECT OUT	GLASSvent™ UT WINDOWS	3-1/8"/3-7/8"	AP-CW70	CW-PG70-AP	48" x 32"	A3/B7/C5	0.1 @ 6.2 PSF	12/15	70	105	T:B/G:10			73	Roto / Lock
FRAMELESS PROJECT OUT	GLASSvent™ UT WINDOWS	4-3/8"/5-1/8"	AP-AW80	CW-PG80-AP	48" x 32"	A3/B7/C5	0.1 @ 6.2 PSF	12/15	80	120	T:B/G:10			73	Roto / Lock
FRAMELESS PROJECT OUT	GLASSvent™ UT WINDOWS	4-3/8"/5-1/8"	AP-AW90	AW-PG90-AP	60" x 36"	A3/B7/C5	0.1 @ 6.2 PSF	15	90	135	T:B/G:10			73	3-Cam Handles
FLUSH PROJECT IN	8225TLF WINDOWS	2-1/4"	AP-AW90	AW-PG90-AP	60" x 36"		0.1 @ 6.2 PSF	15	90	135	T:B/G:10	0.43		56	8225TLF
FLUSH PROJECT OUT	8225TLF WINDOWS	2-1/4"	AP-AW90	AW-PG90-AP	60" x 36"		0.1 @ 6.2 PSF	15	90	135	T:B/G:10	0.43		59	8225TLF

*Products simulated to NFRC 100 sizes using Win-Therm software.

tilt turn

MODEL	FRAME DEPTH	AAMA/WDMA/CSA 101/1.5/2A-440-17 DESIGNATION	AAMA/WDMA/CSA 101/1.5/2A-440-17 DESIGNATION	TEST SIZE PER AAMA/WDMA/CSA 101/1.5/2A-440	CSA A440 DESIGNATION	AIR INFILTRATION PER AAMA/WDMA/CSA 101/1.5/2A-440	WATER RESISTANCE (PSF) PER ASTM E331	UNIFORM LOAD DEFLECTION PER ASTM E330 (PSF)	UNIFORM LOAD STRUCTURAL PER ASTM E330 (PSF)	FORCED ENTRY RESISTANCE (TYPE GRADE) PER ASTM F588	U-FACTOR PER NFRC 100	CONDENSATION RESISTANCE (CR) PER NFRC 800	CRF - FRAME PER AAMA 1503	MATCHING FIXED FRAME
OVERLAP TILT-TURN	NX-3700	3-1/4"	DAW-AW50	60" x 99"		0.1 @ 6.2 PSF	15	50	75	T:B/G:10				NX-3800
OVERLAP TILT-TURN	AA™4325	3-1/4"	DAW-AW50	AW-PG50-DAW	60" x 99"	0.1 @ 6.2 PSF	15	50	75	T:B/G:10				AA™4325 FIXED



fixed

2-1/4" FIXED	8225TL	2-1/4"	FW-AW100	AW-PG100-FW	60" x 60"	0.1 @ 6.2 PSF	15	100	150	T:D/G:10	0.34	44	61	
3-1/4" FIXED	AA™4325	3-1/4"	FW-AW80	AW-PG80-FW	60" x 99"	FIXED/B7/C5	0.1 @ 6.2 PSF	15	80	120	T:D/G:10	0.17	73	78
3-1/4" FIXED	NX-380	3-1/4"	FW-AW90	AW-PG90-FW	60" X 90"	FIXED/B7/C5	0.1 @ 6.2 PSF	15	90	135	T:D/G:10	0.47	48	66
3-1/4" FIXED	NX-3800	3-1/4"	FW-AW80	AW-PG80-FW	60" x 99"		0.1 @ 6.2 PSF	15	80	120	T:D/G:10	0.33	44	57
3-1/4" FIXED	TR-7100	3-1/4"	FW-AW100	AW-PG100-FW	60" x 99"		0.1 @ 6.2 PSF	15	100	150	T:D/G:10	0.36*		60
4" FIXED	8400TL	4"	FW-AW100	AW-PG100-FW	60" x 60"		0.1 @ 6.2 PSF	15	100	150	T:D/G:10	0.39	48	67
4" FIXED RIBBON WINDOW*	AA™6400	4"		AW-PG70-FW	60" x 99"	FIXED/B7/C5	0.1 @ 6.2 PSF	15	70	105	T:D/G:10	0.32		77
4" FIXED RIBBON WINDOW*	5500	4"				FIXED/B7/C5								
4" FIXED RIBBON WINDOW*	516	4"				FIXED/B7/C5								
4-5/8" FIXED	AA™5450	4-5/8"		AW-PG70-FW	60" x 99"		0.1 @ 6.2 PSF	15	80	120	T:D/G:10	0.21	61	78
5" FIXED RIBBON WINDOW*	AA™6500	5"		AW-PG70-FW	60" x 99"	FIXED/B7/C5	0.1 @ 6.2 PSF	15	70	105	T:D/G:10			
5" FIXED RIBBON WINDOW*	5525	5"				FIXED/B7/C5								
5" FIXED RIBBON WINDOW*	518	5"				FIXED/B7/C5								
6" FIXED RIBBON WINDOW*	AA™6600	6"		AW-PG70-FW	60" x 99"	FIXED/B7/C5	0.1 @ 6.2 PSF	15	70	105	T:D/g:10			

horizontal ventilator

HORIZONTAL VENTILATOR	512 VENTROW	3-19/32"				A3/B7/C5								
-----------------------	-------------	----------	--	--	--	----------	--	--	--	--	--	--	--	--

* Casement and projected vents are available for horizontal fixed ribbon windows. Please consult kawneer.com for more information.

GENERAL CONDITIONS

- Kawneer recommends that you review with your sales representative the design load, jobsite conditions and product configurations before preparing your plans and specifications, as local laws and building codes governing fenestration products vary widely and are subject to interpretation by various building team members.
- Products are covered by a limited warranty, tested to AAMA voluntary specifications, and most are thermally improved to reduce condensation. Field air and water performance may vary with size changes and field conditions.
- Drawings and specifications are published as a public service only, and Kawneer disclaims all liability for their use, application or adaptation.
- Kawneer reserves the right to change, without prior notice, these drawings and specifications, as products are constantly modified to meet project requirements.

Kawneer Company, Inc.
555 Guthridge Court
Norcross, GA 30092
770.449.5555 TEL

kawneer.com

*Products simulated to NFRC 100 sizes using Win-Therm software.

 **KAWNEER**
AN ARCONIC COMPANY